

**THE ORIGINAL MAGAZINE FOR
TRS-80™* OWNERS**

H & E COMPUTRONICS INC.

*TRS-80™ IS A TRADEMARK OF TANDY CORPORATION



PUBLISHER

Howard Y. Gosman

BUSINESS MANAGER

Steven M. Kahan

EDITOR-IN-CHIEF

Hubert S. Howe, Jr.

BUSINESS EDITOR

Peter Shenkin

MANAGING EDITOR

Martin Leffler

CONTRIBUTING EDITORS

Robert M. Richardson

Joseph Rosenman

Gordon Speer

Sherry M. Taylor

A. A. Wicks

ADVERTISING DIRECTOR

Kevin Rushalko

SALES MANAGER

Stacy Ann Allen

ART DIRECTOR

Edmund Khaleel

QUALITY CONTROL

Harvey Cohen

OFFICE MANAGER

Beatrice Kahn

SOFTWARE MANAGER

Darlene Bell

CUSTOMER SERVICE

Robert Williams

INVENTORY CONTROL

Michael Bernstein

SHIPPING MANAGER

Joan Marchick

PRODUCT DEVELOPMENT

Richard Kaplan

PRODUCTION

Adele Damiano

Louise Ann Kerins

Eileen Medansky

Anna Mistrulli

Sheryl Streim

CONTENTS

FEATURES

- 14 Practical Business Programs S. M. Zimmerman and L. M. Conrad
The Graphic Pie
- 18 Mortgage Comparisons Dan L. Ward
What's the cheapest way to finance a home?
- 20 Statement of Income Richard Eidmann
Print a professional-looking statement of your income
- 24 Windcrab, Horsepower, and Permute Gordon Speer
Three Basic programs
- 28 Chainer Jay R. Newirth
Create NEWDOS/80 chain files
- 39 Program Previews A. A. Wicks
Book review and a program update
- 42 Program Conversion (Part I) Richard Kaplan
Converting programs between the Models 1, 2, and 3
- 43 Disassembled Handbook for TRS-80, Vol. 4 Robert M. Richardson
Chapter 10: 110 Baud ASCII Radio Teletype Transmit and
Receive Program
- 56 Correction Joseph Rosenman
Screen Writer Program from November-December 1981 issue
- 64 A Correspondence Timesaver Nadine Willems
Print frequently-used mailing labels

REGULAR DEPARTMENTS

- 2 Bits and Pieces Howard Y. Gosman
Publisher's Remarks
- 4 The Crystal Ball
New Products from Radio Shack and others
- 10 Letters to the Editor
Readers tell us what's on their minds
- 36 Color Computer Corner Joseph Rosenman
This month: Screen displays
- 52 Questions and Answers Hubert S. Howe, Jr.
Answers to questions from readers
- 60 Helpful Hints
Programming suggestions from readers
- 68 Advertising Directory

ON THE COVER.

A computer user is relieving his frustrations by using the new H&E Computronics, Inc. Versaledger Program. The Versaledger represents the first in a new generation of software to be released by Computronics. Versaledger is well documented and made with the beginning computer owner in mind. Although geared toward the beginner, the Versaledger can be expanded to replace any of the present complicated general ledger programs (see inside front cover for additional information).

Entire contents copyright © 1982 by H & E Computronics, Inc. All rights reserved. Printed in the United States of America.

All correspondence should be addressed to The Editor, H & E Computronics, Inc., 50 North Pascack Road, Spring Valley, NY 10977. Unaccepted manuscripts will be returned if accompanied by sufficient first class postage. H & E Computronics will not be responsible for the return of unsolicited manuscripts, cassettes, floppy diskettes, program listings, etc. not submitted with a self-addressed, stamped envelope. Opinions expressed by the authors are not necessarily those of H & E Computronics, Inc.

Material appearing in the *H & E COMPUTRONICS MAGAZINE* may be reprinted without permission by school and college publications, personal computing club newsletters, and nonprofit publications. Only original material may be reprinted; that is, you may not reprint a reprint. Each reprint must carry the following notice on the first page in 7-point or larger type:

Copyright © 1981 by H & E Computronics, Inc., 50 North Pascack Road, Spring Valley, NY 10977.

Please send us two copies of any publication that carries reprinted material.

ADVERTISING RATES

Contact Advertising Director for rate card. Special discounts available for multiple insertions.

EUROPEAN DISTRIBUTOR

IN BELGIUM

WSOFT
Centre du demonstration:
279, Avenue Louise
1050 Bruxelles (Belgium)
Telephone (02) 640.57.59

BITS AND BIECES

Howard Y. Gosman

Software Catalogue #8

Our latest software catalogue is now available and will be sent free to any new or renewal subscribers on request. It is 64 pages long and lists hundreds of software products for all models of the TRS-80 computers. Be sure to get your copy soon!

The variety and quality of software products for the TRS-80 computers are truly amazing. Considering that the machines are only a few years old, we have really covered much ground since this publication was founded. At that time, over three and one-half years ago, you had to struggle to find any software that would do what you wanted. Now you have many products to choose among, and the

important question becomes more how to get the greatest value for your money. We have evaluated every software product that we sell, and we believe that we carry those items that are truly the best of their kind available. We have actually investigated and decided against carrying, or have stopped carrying, a greater number of products than we now carry.

Radio Shack's Repair Policies

Did you know that if you buy a TRS-80 and, for any reason, have to have it repaired under the warranty, the store owner has to pay for the repairs? If you understand that the store owner is also making a profit (over and above the profit made

continued on page 6

The *H & E COMPUTRONICS MONTHLY NEWS MAGAZINE* is published by H & E Computronics, Inc., 50 North Pascack Road, Spring Valley, New York 10977. The *H & E COMPUTRONICS MONTHLY NEWS MAGAZINE* is not sponsored, nor in any way officially sanctioned by Radio Shack, a division of Tandy Corporation.

The purpose of the *H & E COMPUTRONICS MONTHLY NEWS MAGAZINE* is to provide and exchange information related to the care, use, and application of the TRS-80™ computer systems. H & E COMPUTRONICS, Inc. does not take any financial responsibility for errors in published materials. Users are advised to check and edit vital programs carefully.

The *H & E COMPUTRONICS MONTHLY NEWS MAGAZINE* encourages comments, questions, and suggestions. H & E COMPUTRONICS will pay contributors for articles and programs published in the magazine.

The *H & E COMPUTRONICS MONTHLY NEWS MAGAZINE* is typeset by Photonics, Ltd., 188 Highwood Ave., Tenafly, NJ 07670, and is printed by Kay Offset Printing Service, Inc., 154 Grand Street, New York, NY 10013.

SUBSCRIPTION RATES

\$24 per year	SURFACE MAIL	U.S. Only
\$36 per year	FIRST CLASS MAIL	U.S.
\$36 per year	AIR MAIL	Canada and Mexico
\$48 per year	AIR MAIL	Outside U.S., Canada and Mexico
\$3 per copy	Single Copies	U.S., Canada and Mexico
\$4 per copy	Single Copies	Outside U.S., Canada and Mexico

Foreign subscriptions and sales should be remitted in U. S. funds drawn on a U.S. bank.

YOUR SUBSCRIPTION HAS EXPIRED IF . . . THE NUMBER ABOVE YOUR NAME AFTER THE DASH ON YOUR MAILING LABEL IS 42 (OR LESS). THE NUMBER FOLLOWING THE DASH TELLS YOU THE LAST ISSUE THAT YOU WILL RECEIVE. For example, if your subscription number is 16429-42, your subscription expires with this issue (issue #42).

COMPUTRONICS

SAVE / on Software for TRS-80

— APPARAT'S FLEXTTEXT/80 — PUT'S PEP IN THE "EPSON"

FLEXTTEXT/80 provides a SCRIPSIT™ path to EPSON power. Users will:

- * Print superscripts and subscripts anywhere in text.
- * Underline any text (including super and sub scripts).
- * Mix 10/inch and 16.5/inch characters (unjustified).
(Full lines of either width characters will be justified.)
- * Mix normal and **elongated** characters in any format.
(Mixed normal and elongated characters will be justified.)
- * Mix normal and *italic* characters (even *elongated*).
- * Mix normal and **emphasized** characters (**elongated** too).
(This **one** is in emphasized, elongated, underlined italics.)
- * Dynamically activate/deactivate **double strike** printing.
- * Dynamically change line spacing (6/inch, 8/inch, 7/72 inch).
- * Set and exercise horizontal tab stops, such as:

Tab 1 Tab 2 Tab 3 Tab 4 Tab n

- * Print block graphics (graphically stated)

Print **BLOCK** graphics.

- * Combine the above demonstrated features in just about any manner they want.

FLEXTTEXT/80 and SCRIPSIT™ were exercised in composing this page.

FLEXTTEXT/80 is available now from APPARAT. The purchase price is:

\$34.95

™ A registered trademark of The Tandy Corporation.

FLEXTTEXT/80 (for MX-80 Printers) Requires Graftrax.




Apparat, Inc. "On-going Support for Microcomputers"

4401 S. Tamarac Pkwy. • Denver, CO 80237 • (303) 741-1778 • (800) 525-7674

Scripsit & TRS 80 are a registered trademark of Tandy Corporation

Freight F O B Denver call for shipping charges Foreign Orders shipped Air Freight





If you have anything to do with the TRS-80* System you should be reading the ***EIGHTY SYSTEM NEWSLETTER*** every week!

Don't miss a single issue of the new Eighty System Newsletter... published weekly and mailed every Friday by First Class Mail. This is the only publication designed for personnel in the TRS-80* industry, including manufacturers, distributors, dealers and computer users. The Eighty System Newsletter is compiled and edited by Ken Gordon, producer of the National TRS-80* Show, the Eighty/Apple Show, the NJ Microcomputer Show, and publisher of the Amateur Radio Equipment Directory. Here is valuable information in professionally prepared format about TRS-80* hardware, software, peripherals, trends in the industry, and latest news. In addition, each weekly issue contains brief digests of articles related to the TRS-80* system appearing in over 100 computer related and general interest publications. This bibliography will save you both time and money in keeping up with articles in print on the TRS-80* computer system. The Eighty System Newsletter is a must for all active TRS-80* users, plus anyone involved in any way with the manufacturing, distributing or retailing of TRS-80* products.

Subscribe today: Mail the coupon with your check for \$39 for the next 52 weekly issues (sent First Class Mail that's only 75¢ per week.) If for any reason you are not satisfied with the Eighty System Newsletter — we will refund the undelivered portion of your subscription.

KENGORE CORPORATION
3001 Route 27
Franklin Park, NJ 08823
(201) 297-2526

Enclosed is my check for \$39 for the next 52 issues of The Eighty System Newsletter (sent First Class Mail).

Name _____
Company _____
Address _____
City _____ State _____ Zip _____

*TRS-80 is a Registered Trademark of Tandy Corporation/Radio Shack Division.

THE CRYSTAL BALL

(News and Rumors of Interest to TRS-80™ Owners)

1. Contrary to recent denials, Tandy is currently working on a **TRS-80 Model IV**. News of the new computer may be released any day, although it may not be announced for a long while yet. It will probably be based on the Motorola 68000 microprocessor, a 16-bit processor said to be superior to the Intel 8088 used by the IBM Personal Computer, although Zilog's Z-8000 processor is also under consideration.

The obvious motivation for the development of the new machine is to counter the new IBM Personal Computer. It will be aimed at the high end of the microcomputer market and will probably cost more than the TRS-80 Model II, but users will get a considerable improvement in performance by upgrading to the 16-bit processor. Tandy is considering 8-inch disk drives, with a set of up to four hard disk drives and a word-processing quality printer as standard options.

Software, however, promises to be a major problem, since most existing programs would have to be rewritten for the 68000. This is analogous to the situation Tandy found itself in with the Color Computer, which has very little software compared to the Models I-III, and much of that now available for the Color Computer has been written by outside programmers. Tandy has been making a major push to develop more software, and may try to bring in outside programmers in a more formal way, as IBM has done with its Personal Computer.

2. Tandy is considering developing, or merely "authorizing" a version of **CP/M** for the TRS-80 Model II, in order to allow business customers to take advantage of the software now available under CP/M. This rumor has been heard many times before, however, and all that has yet resulted is claims by

Tandy that its TRSDOS is "superior".

Tandy is also rumored to be working on a version of **Visicalc** for the **TRS-80 Color Computer**.

3. **Apple Computer** has been a publicly traded stock for over a year at this time. When it was first introduced, it was one of the hottest items on the market. Now many people have been forced to reappraise Apple's strength, and it is regarded much more suspiciously by the investment community.

Apple has, nevertheless, maintained a strong position in the personal computer marketplace, despite many problems with its Apple III computer. Now that these problems have been ironed out, its position is likely to remain strong, if not improve. Investment analysts are forecasting a growth rate at between 50 and 70 per cent in 1982.

4. Tandy Corp. has signed an agreement with France's Matra SA to manufacture **TRS-80 Model III computers** in France. This will enable Tandy to sell Model IIIs at a more competitive price in France and other European countries, where import duties and shipping costs can considerably raise the retail price of computers manufactured in the United States.

5. Xerox, Wang, DEC, and several leading Japanese electronics manufacturers are all working on **very low-cost personal computer systems** aimed at the home market. The target price seems to be **under \$1000**. That is, this would be the introductory price of a full 16 or 32K computer system, often including one disk drive. Most companies are using Z-80 microprocessors, but DEC is working with its own LSI-11.

continued on page 6

JUST IN! LATEST RELEASE FROM BIG FIVE

DEFENSE COMMAND

The Galaxy Invaders have returned in this exciting new twist on the ever popular Invasion theme.

You are in command. You must protect the vitally important nuclear fuel can-

nisters from fleets of attacking aliens. Plays on Mod I & Mod III, with or without Alpha Joystick. With sound!

16K protected TAPE Mod I + III . \$15.95

32K protected DISK Mod I + III . \$19.95

TOLL FREE

ORDER LINE (800) 221-0916


Actual unretouched photos

ALL GAMES:

16K Level 2, Mod 1 + Mod 3 Cassette: \$15.95
 32K Level 2, Mod 1 + Mod 3 Diskette: \$19.95
 10% discount for 2 games, 15% for 3 or more
 Games may be played with or without joystick.



SCARFMAN



SCARFMAN



THE LATEST ARCADE CRAZE now runs on your TRS-80.

It's eat or be eaten. You control Scarfman around the maze, gobbling up everything in your path. You attempt to eat it all before the monsters devour you. Difficulty increases as game progresses. Excellent high speed machine language action game. From The Cornsoft Group. With sound.

CAUTION: Played with the Alpha Joystick, Scarfman may become addictive.




SUPER NOVA®

Asteroids float ominously around the screen. You must destroy the asteroids before they destroy you! (Big asteroids break into little ones.) Your ship will respond to thrust, rotate, hyperspace and fire. Watch out for that saucer with the laser! As reviewed in May 1981 Byte Magazine.



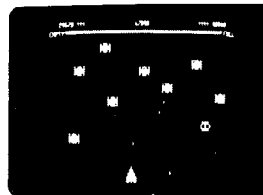
GALAXION®

The sound... Galaxion is calling you! Invaders are spotted warping toward you. Shift right and left as you fire lasers. A few break form straight at you! You place on the fire button knowing that shot must connect! With sound effects!



ATTACK FORCE®

As your ship appears on the bottom of the maze, eight alien ships appear on the top, all traveling directly at you! You move toward them and fire missiles. But the more aliens you destroy, the faster the remaining ones become. If you get too good you must endure the "Flagship".... With sound effects!



COSMIC FIGHTER®

Your ship comes out of hyperspace under a convoy of aliens. You destroy every one. But another set appears. These seem more intelligent. You eliminate them, too. Your fuel supply is diminishing. You must destroy two more sets before you can dock. The space station is now on your scanner... With sound!




METEOR MISSION II®

As you look down on your view, astronauts cry out for rescue. You must maneuver through the asteroids & meteors. (Can you get back to the space station?) Fire lasers to destroy the asteroids, but watch out, there could be an alien FLAGSHIP lurking. Includes sound effects!

THE ALPHA JOYSTICK: ONLY \$39.95 (Model I)

- Features the famous ATARI JOYSTICK
- Works with any Level II or disk system Model I
- Plugs directly into KB or E/I (next to printer port)
- Compatible with any other TRS-80 accessories
- Saves your keyboard
- Fun to experiment in BASIC. Simply use A=INP(0) to read the joystick
- Fully assembled, ready to plug in and use.

Price includes Atari Joystick + Alpha Interface + instructions + demo program. The Alpha Joystick is backed by an unconditional money back guarantee. If you are not delighted with it, return it within 14 days for a prompt and courteous refund.



NEW!
MODEL III JOYSTICK
\$49.95

TOLL FREE ORDER LINE (800) 221-0916


ADD \$1.50 PER ORDER FOR SHIPPING AND HANDLING ALL ORDERS SHIPPED FIRST CLASS MAIL. WE ACCEPT VISA, MASTER CHARGE, CHECKS, M.O. COD: ADD \$2.00 EXTRA. QUANTITY DISCOUNTS AVAILABLE. N.Y. RESIDENTS ADD SALES TAX.



ALPHA Products

85-71A 79th St, Woodhaven, NY 11421

(212) 296-5916



'LABELMAKR' will be the most useful Utility Program you own. You select from Label Formats to enter and print labels for mailing, marking, routing notes, video/audio cassettes, computer diskettes, book & binder titles, notices, warnings, instructions, emergency Tel/no. reference, bulletin board notices, etc. As useful at home as it is at the office. Whenever you need 1 label in a hurry, or 100, you'll use 'LABELMAKR', knowing the first label will print as perfectly as all the rest.

Four different type styles, including the 3/8" Jumbo type, allow you to design a label best suited for your intended use. As each line is typed in, a preview of the actual printed version is displayed on the screen for your approval. Change it, correct it, print it, save it, or abort. You'll be amazed at the versatility.

'LABELMAKR' opens up a new world of applications for the standard mailing label. Fully prompting, you'll probably never have to refer to the descriptive operating manual. Complete Implementing Instructions allow you to make 'LABELMAKR' a Load-and-Go operation. Written in Fast Basic—just follow the prompts to: Enter, Correct, Save to Disk, Recall, Edit, Delete, Duplicate, Print an Index, Print (1-1000) of any of the 100 labels you can keep on active file. If you need more just insert a new diskette—'LABELMAKR' will store an infinite number of label entries. You can even use 'LABELMAKR' as a distinctive Mailing List program.

Minimum system: TRS-80 Model 1 or 3, 32K, 1 Disk Drive, Epson MX-80 printer (or Comparable), TRSDOS or NEWDOS.

'LABELMAKR' (on 35-track diskette), Operation Manual, with Starter Supply of Labels \$19.50
Ohio Residents add 5 1/2% sales tax

E T S Center "Electronic Specialists Since 1950"
P.O. Box 651, 35026-A Turtle Trail, Willoughby, OH 44094 (216) 946-8479

NEW **THROW AWAY THE BOOK!** **NEW**
USE THE CARD!

*TRS-80 System Reference Cards
*TRS-80 is a Registered Trademark of Tandy Corp.
by



P.O. Box 24344
Speedway, IN 46224
(317) 244-4078

Mail orders to the above address, only Checks or Money Orders will be accepted.

MODEL	CARD	COST
<input type="checkbox"/>	I Basic & Assembler	\$4.95
<input type="checkbox"/>	I Basic	2.95
<input type="checkbox"/>	III Basic & Assembler	5.95
<input type="checkbox"/>	III Basic	3.95

Indiana Residents add 4 percent for Indiana Sales Tax.

Name _____
Address _____
City _____ Zip _____

SAVE TIME
QUICK REFERENCE
ORDER YOURS TODAY

Puts a complete summary of both BASIC and ASSEMBLER manuals plus lots of extras at your fingertips.

continued from page 4

The Japanese companies are considering using the new 3-inch disk drives that have been developed in that country and which sell for under \$100 wholesale, but these may be replaced by newer plastic versions of the standard 5-inch disk drives that can be sold at about the same price. Look for these computers to be announced by this summer.

continued from page 2

by the company) when he sells you the computer, then this may seem like a reasonable expense.

But what happens if you buy a TRS-80 in one state and then move to another? Now when you walk into your local Radio Shack store and present your computer for warranty repairs, a man who has made no profit on your computer has to pay for the repairs, essential out of his own pocket.

This may seem to be a rare occurrence, but problems have been brewing for some time with regard to Radio Shack's policies because of the large number of mail-order sales of TRS-80 computers through Radio Shack authorized dealers, which are not stores. Authorized dealers sell TRS-80 computers at considerable discounts over stores, usually up to about 15% of the catalogue price. Radio Shack itself has allowed this system of stores competing with dealers to proliferate, and the parent corporation makes the same profit on any of its computers that are sold. The difference in price that you pay usually reflects the fact that the dealers are willing to sacrifice most of their profit margin because of their large volume of sales.

The main problem that customers face, then, is when a computer purchased from a dealer is presented for repair at a local store. The store manager is understandably reluctant to accept the computer for repair, since he has to pay for it himself, and will insist that you send it back to the dealer, often in another state. (People often buy from dealers in other states to avoid paying the sales tax.) The result is frustrated users, unnecessary delays in repairs, and bad feelings toward the local store managers.

Defects in computers are almost always a result of the manufacturing and are not caused by improper handling or care by the dealers who sell the computers. It seems silly for Radio Shack to perpetuate a policy that penalizes local personnel for manufacturing errors. This system may work for most of the items sold in Radio Shack stores, because the chance that a CB Radio, amplifier, or other electronic product will be defective is very slim. But when it comes to sophisticated items like computers, you

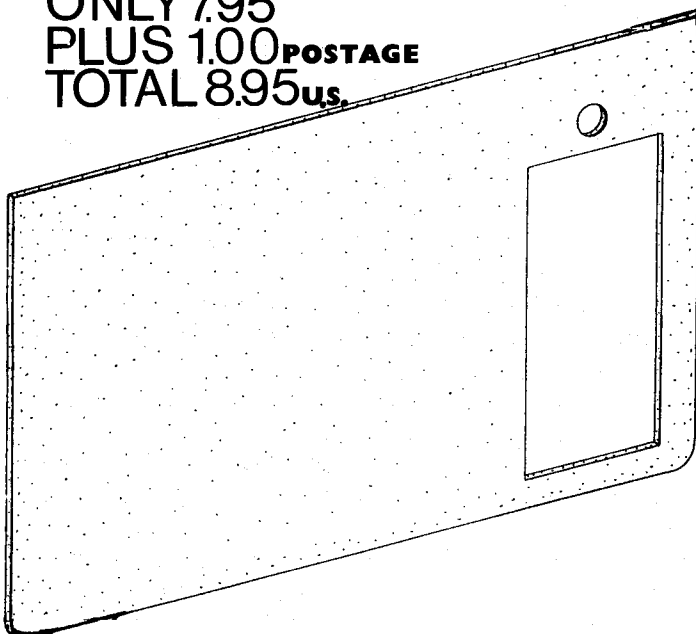
continued on page 8

GREEN LOOKS GOOD BUT AT THIS PRICE GREEN LOOKS GREAT!

This is the original **Crystal Green** filter for your TRS-80 model 1 video display. The **Crystal Green** filter is unlike any other filter. Here's why.

- *Uses no tape, glue or adhesive of any type
 - *Only takes SECONDS TO INSTALL because it FITS on the display
 - *Easy on the eyes.
 - *U.S. patent pending.
 - *Rigid enough so it doesn't need a cardboard frame for support
 - *Not too dark.
 - *Attractive design. (will look like part of your video display)
 - *Strictest quality control ensures a QUALITY product..
- If your payment is postmarked before FEBRUARY 21, you will receive the filter for 6.95 U.S.

**ONLY 7.95
PLUS 1.00 POSTAGE
TOTAL 8.95us.**



"TOTAL RECALL" IS MORE THAN JUST GAMES

Picture this. You are sitting at your computer and the compute lights up the screen with 3 numbers. The next thing you know, the video screen is blank. Your next move is to type in the 3 numbers in the same order. Sounds simple enough BUT WAIT. As long as you type in the correct numbers, the numbers will get LONGER and LONGER and LONGER and the time you will get to see the numbers will get SHORTER and SHORTER.

ONLY 9.95 U.S.

For fastest reply send CERTIFIED CHECK or MONEY ORDER.
*TRS-80 is a trademark of Tandy Corporation.
*PHOTO POINT is a product of Micro Matrix.



MUSICIANS THE POWER IS IN YOUR HANDS !

With **Polyquencers** you will be able to compose and arrange up to 16 channels of music. Your *TRS-80 will play entire compositions back through any synthesizer with the help of a D/A converter and some PAIA 8781 QUASH. Below are some of the features... (Both PAIA 8780 D/A and QUASH kits only \$80)

- *Play music at up to 256 speeds
- *Conserves memory because the fewer channels you use the less memory you use. (Runs in 16K)
- *Throw away your splicing block because you will be able to move whole sections of a tune from one place to another.
- *Insert or delete any part of your compositions.
- *Choose whether you want **HARDWARE ADSRS** or **SOFTWARE ADSRS**. If you choose software transients you will be able to **DRAW** them using the **Ligpen** routine. (included as part of the package) You will have up to 8 channels for transients and 8 channels for bass lines, lead lines etc.

What is a transient? A transient is what gives each type of instrument its' personality. That's why a guitar sounds like a guitar and a piano sounds like a piano. It gives the instrument its' RING.

Just imagine drawing the transient for a trumpet and one channel will sound similar to a trumpet while other channels are playing the sounds of other instruments. You could do **WHOLE PRODUCTIONS ALONE**. Below are some of the commands....


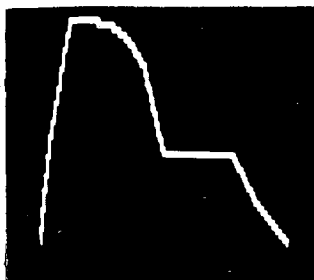
BE...Begin playing music.	TU...Tune oscillators.
RT...Read tape.	WT...Write tape.
CE...Create mode and edit.	LO...Display tune to LOk at.
PU...Put music in memory	TV...Goto LIGPEN routine.

Two and three letter commands prevent accidental triggering of the wrong commands.

The **Polyquencers** package comes complete with the **Ligpen** routine and interface cable for 199.95 U.S. For a two minute pre-recorded telephone demo **PHONE 1-519-735-2995**. A stereo demo with complete instruction manual for **POLYQUENCER** is available for 10.95 (refunded after you buy **POLYQUENCERS**).
*For more information on **Polyquencers** write to **SEE-THRU**

For more information on synthesizer **HARDWARE** write....
PAIA ELECTRONICS 1020 W. Wilshire, Oklahoma City, OK. 73116

Only 199.95US



Above are transients drawn with **Ligpen**.

NOW YOU CAN THROW AWAY THAT GRAPH PAPER

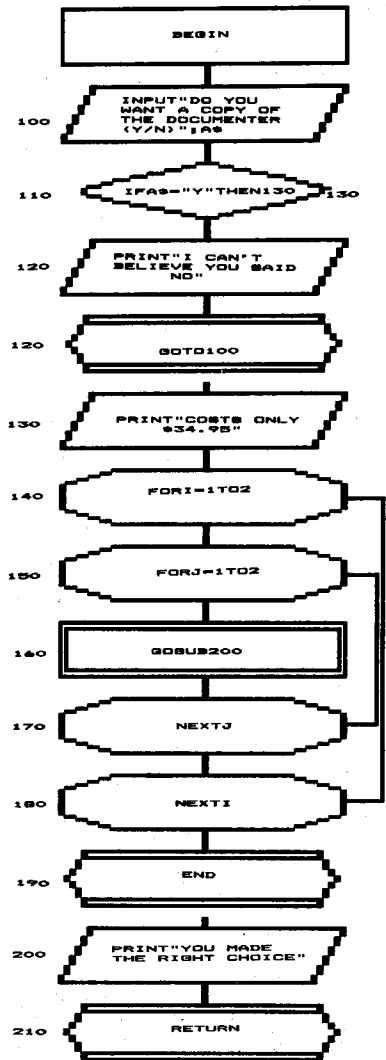
With **Ligpen** you will be able to plot curves and draw pictures simply by moving the light pen across the TV screen. I wrote **Ligpen** using a *PHOTO POINT light pen but any light pen that uses the cassette port (255) would be suitable.

On the normal mode the program will automatically connect the points together to form a continuous line. If you don't want 2 points connected simply type "E". **Ligpen** is extremely fast and only takes a fraction of a second to connect the points.
ONLY 29.95 US

SEE-THRU ENTERPRISES
933 FRANK AVE
WINDSOR, ONT. **Ont. residents add 7%.**
N8S 3P4 **PHONE DEMO LINE**
1-519-735-2995

GET THE DOCUMENTER

A MACRO UTILITY FOR YOUR MICRO



BRANCH FROM	FUNCTION	BRANCH TO
00110	THEN	00130
00120	GOTO	00100
00140	GOSUB	00200

Have your TRS-80* MOD I or III or an Apple II produce its own flowchart with the Documenter. Program logic is graphically displayed to your screen or printer. Uses include flowcharting basic level II, disk basic or Apple Soft programs, debugging programs and a learning aid. A branch map is also produced. TRS-80 version runs on 16-48k system (disk-48k only). Apple version requires 48k and 1 disk drive.

If documentation is a problem for you buy the Documenter.

TRS-80 version-\$34.95 Apple II version-\$49.95 plus \$1.05 postage & handling (Ga. res. add 4% tax)

Specify Type:

- TRS-80-48k disk
- TRS-80-16k Tape
- Apple II-48k disk
- TRS-80-32k Tape
- 16 Sector
- TRS-80-48k Tape
- 13 Sector

Name: _____

Address: _____

City: _____ ST. _____ Zip _____

Master Charge Visa

Account No. _____

Bank No. _____ Expiration Date _____

Signature _____

P-80 Nut Software, P.O. Box 490
Lilburn, Georgia 30247

continued from page 6

should consider the repair problems before they ever occur. Users have to establish a relationship with their local store owners or computer centers in order to survive. But at the present time, they also have to pay up to 15% extra for this privilege.

This seems like a problem that could be improved considerably by a few easy management decisions. As Radio Shack now faces stiffer competition from giant corporations like IBM and Xerox, maybe it will rethink some of these old practices in the hope of establishing better relationships with its customers.

Computer Crime

Is your computer equipped with telecommunications equipment that you use to "talk" to computer bulletin boards or time-sharing systems? Do you have teen-age children in your home who also use the computer for these purposes? If so, your computer may be an instrument in one or more of the newer computer crimes that are now appearing more and more in the country. Contrary to the image of computer crime as something carried out by sophisticated inside employees, it is turning out that many of today's perpetrators are high-school or college students who are doing it more for fun than to steal money or cause problems for major companies.

Consider these facts: experts estimate that only one per cent of computer criminals are ever caught, and that only a small percentage of their crimes are even discovered. But the most interesting piece of information is that almost all computer crimes are discovered by getting the perpetrators to confess, usually because they are promised immunity from prosecution if they will help authorities catch their accomplices or help the companies plug up the

loopholes in their operations.

Recently a band of teen-agers managed to:

- shut down the Pacific Telephone Company's directory assistance service

- obtain records from the California Department of Motor Vehicles

- obtain confidential information from a major credit bureau's computer

- gain access to their school's computer to change grade transcripts.


In order to accomplish these tasks, the "pranksters" spent hours rummaging through the garbage of major corporations looking for slips of paper with account numbers or other codes to try out on the computers. More daring individuals obtain these numbers and codes by posing as company employees, either on the telephone or in person.

There are now many clubs, electronic newsletters, and computer bulletin boards which people have used to arrange sexual encounters, trade equipment, and to exchange information about these electronic espionage and sabotage techniques. Often, people employ nickname identities, much like CB Radio users. Most of this communication is entirely clean and harmless, but the fact is that most computer criminals use these systems frequently. So if you answered "yes" to those questions above, perhaps you should periodically check up on your youngsters to see what they are actually doing with the computer.

No Beginner's Corner This Month

Due to an illness in the family, Sherry Taylor was unable to finish her *Beginner's Corner* column this month. It will be continued next month.

Dr. Howe reports also that the *Model III Corner* will be continued next month.



Then Parallel Process!

CUE is a programmable processor which rapidly accepts from your computer data to be printed and then goes off-line to drive the printer—independent of your computer, which is now free. CUE is better than software spooling since none of your computer's memory, processing power, or disk drives are tied up. CUE is available in parallel, serial, or with both in 2- and 4-port models (connect several printers or computers) with from 16K to 32 K memory. Use as an interface



MicroCompatible

Prices begin at \$299.

P.O. Box 7624, Atlanta, GA 30357 (404) 874-8366

BUY! SELL! TRADE
COMPUTER & HAM EQUIPMENT
COMPUTER®
TRADER

Mailed 1st class, 1st and 15th of every month
 SEND ADS FIVE DAYS BEFORE MAILING DATE

— RATES —

Subscriptions **Ads**
 One Year \$10.00 Hobby ... 20* Word/Number
 Six Months \$6.00 Business .55* Word/Number
 Per Copy \$1.00 (Non-Subscriber ... Add 15*
 Foreign (Air Mail) . \$25.00 yr. Word/Number)

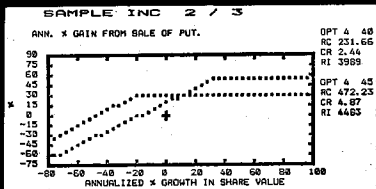
Send Ads and Subscriptions with remittance to:

COMPUTER TRADER®

Chet Lambert, W4WDR
 1704 Sam Drive • Birmingham, AL 35235
 (205) 854-0271

For ads count name and address, words and numbers
 (zip/area code free)

Please include your name, address, call sign or phone number



OPTIONS-80

BOX 471 CONCORD MA 01742


FOR TRS-80* MODELS I & III
 AND APPLE II

ANALYZES OPTION INVESTMENTS

HANDLES CALLS, PUTS, SPREADS, BUY
 OR SELL. INCLUDES COMMISSIONS,
 RISK, COST OF MONEY, DIVIDENDS.
 GIVES ANN.% RETURN ON INVESTMENT,
 TABLES OR GRAPHS. PRINTS OUT AND
 STORES TO DISK. MANUAL IS UNIQUE
 AND COMPLETE GUIDE TO INVESTING
 IN OPTIONS. MASTERCARD OR VISA.
 \$125. SEND FOR FREE BROCHURE.

*TRADEMARK TANDY CORP *TRADEMARK APPLE COMPUTER

**You can pay more —
 But you can't get more!**



Model III 16K
\$839

Model III 48K
 2 disc & RS232C
\$2100

BUY DIRECT. These are just a few of our great
 offers which include Printers, Modems, Com-
 puters, Peripherals, Disc Drives, Software and
 more. call TOLL FREE 1-800-343-8124

We have the lowest
 possible fully
 warranted prices
 and a full complement
 of Radio Shack Software.



Color Computer 4K
\$310
 w/16K Ext. Basic
\$459

Write for your
 free catalog.

245A Great Road
 Littleton, MA 01460
 617 • 486 • 3193

LETTERS TO THE EDITOR

An IBM Computronics?

I note that the October 1981 issue of *Computronics* indicates that you might start a magazine or section for the new IBM Personal Computer. I was pleased to read this, since I'm considering the new IBM machine. I currently use a modified (Omikron) Model I 48K with two 8-inch disk drives. It works fine, but I would like to move up to something a bit more sophisticated — possibly try some Pascal and more business applications. An *IBM Computronics* would be great!

Dennis R. Filippone, M.D.
 65 East Northfield Road
 Livingston, New Jersey 07039

Computronics Classifieds?

After receiving *Computronics* for more than a year, I just had to write to you and tell you how much I enjoy reading your magazine. I enjoy the new format, the "color", and the articles.

I have one question: will you be devoting a portion of your magazine for personal classified ads? As you know, you can't TRADE IN your TRS-80 at Radio Shack, and I would like to sell my Model I, Level II and upgrade to a Model III.

I know that if you ever did start carrying personal classifieds, I would send in some things I would like to place in it.

Keep up the great job, your magazine is tops!

Brother Nicholas Lorson
 St. Anthony-on-Hudson
 Rensselaer, New York 12144

Check Maintenance Problems

Please advise me if the Check Maintenance Program contained

in issue #32, pages 8-14, is available on tape or disk. A number of attempts to use this program failed because of numerous error messages. Correspondence with Bill Evans, Jr., the program author, has failed to clear them up.

I would like to correspond with someone who has used the program successfully.

Verne B. Morrison
 9642 Roe
 Overland Park, KS 66207

Model II Compatibility

In the October 1981 issue of *Computronics* (issue #39), there is a program called "Household Security" by Andrew S. Braunstein. I liked it and thought I could use it, but when I tried to put it in my Model II the screen prints were all garbage. I guess it was not written for the Model II. I would like to know if you have a copy for the Model II.

Lawrence A. Gamble
 386 Hobart Drive
 Newark, Delaware 19711

Most programs published in *Computronics* are written for the Models 1 and 3, but we try to maintain compatibility with the Model II wherever possible. The problem of screen printing is a general one that you will face whenever you try to convert a Model I or III program to the Model II, and there are other general problems of a similar nature. In order to help users of all different models of the TRS-80, we will be starting a series on program conversions during the next several months.

TRSDOS 1.2 Errors

In the "Letters to the Editor" of issue No. 39, October 1981, page 12, Mr. Bill Apresti advises that

**LAST CALL FOR CHARTER MEMBERS
RESPOND BY FEBRUARY 28**

SOFTWARE PRICE BREAKTHROUGH!

Join American Software Club and get state-of-the-art name brand software at the lowest price it will probably ever be.

I want to tell you about the most exciting development that has ever happened to your computer. Then I want to extend an invitation. Neither the development or the invitation need cost you a cent.

- It's not a new terminal.
- It's not any kind of peripheral.
- It's not a new language.
- It's all of these.

It's a club. A club exclusively for people who live and breathe computers, like you—and me.

BUILD A SOFTWARE LIBRARY THAT WILL EXPAND YOUR COMPUTER'S CAPABILITIES TO THE LIMITS OF YOUR IMAGINATION.

Each month we bring you the finest and boldest concepts in computer software from manufacturers all over the world, from categories that include education and business to entertainment and home utilities.

Out of thousands of programs available, we select those that make your computer do more of what you bought your computer for. Programs that keep your computer working throughout the day instead of gathering dust on a desk.

ASC keeps your computer functioning and expanding by supplying the vital

software resources necessary for its growth. Software for the business owner, educator, hobbyist, the family. Software that will continually keep your hardware paced with state of the art technology. With an ASC membership you will be assured that your equipment is never rendered obsolete.

OUR NO-OBLIGATION CHARTER INVITATION

When you become a charter member you get:

- Free lifetime membership. Charter members will never pay a penny in membership fees
- Our informative and very candid newsmagazine
- Discounts on all software programs
- Discounts on major brands of hardware and supplies
- Additional discounts for recommending new members
- Software updates as they become available
- BONUS. Free buy, sell, or swap ad in our newsmagazine (on a space-available basis). A real moneysaver.

NO MINIMUM PURCHASE REQUIREMENTS EVER.

Call or send in the coupon now. Mail today.

**DISCOUNTS.
PROMPT SHIPMENTS.**

No more searching through magazine ads and paying top dollar. You save every time you buy. Save on software, hardware, books . . . all computer supplies. For example, next month you can purchase name brand blank diskettes that the "discounters" sell for \$3.50. Our price-\$2.50. That's saving \$10 per box.

**HERE'S WHAT MEMBERS
SAVED LAST MONTH**

	regular price	member's price	you save
Alkemstone from Dakin5	39.95	27.95	30%
Adventure 12 from Adventure International	19.95	13.95	30%
Disk Doctor from SuperSoft	100.00	79.95	20%
Iago from DataSoft	19.95	14.95	25%
Nemesis from SuperSoft	40.00	29.95	25%

FOR EXTRA FAST SERVICE

Call toll-free 800-431-2061 24 hours a day, seven days per week and your membership materials will be sent out pronto.

THE ASC GUARANTEE

ASC promises that member's prices are the lowest available. If, within 30 days of your purchase, you find a lower, nationally advertised price, then we will gladly credit your account with the difference.

AMERICAN SOFTWARE CLUB, INC

Millwood, N.Y. 10546

I can't wait. Please send me my membership materials and enroll me in the American Software Club as outlined in this ad. I understand that all future purchases are at low member's prices and no minimum purchase is ever required.

My computer is _____ I am primarily interested in _____
model and # Business _____
Storage media _____ Entertainment _____
cassette or disk (specify size). Household _____
Education _____
All areas _____

Name _____
Address _____
City/State/Zip _____

TRSDOS version 1.1 for the Model III has been replaced by version 1.2 and that the former has several errors.

I would like to point out that version 1.2 does not operate properly with variable record lengths. It destroys part of the file when performing save operations. Version 1.3 is supposed to correct this error.

I have really enjoyed reading your magazine. The hints and information published in it have helped me solve several problems saving quite a bit of money at the same time. The addition of color has made it more attractive. Now it is not only good, it also looks good! Congratulations!

C. Roberto Linde
25 Calle 9-86, Zona 11
Granai & Townson II, Guatemala

Model II Conversion

I would like to offer several comments regarding Gordon Speer's article on the Model II.

(1) The proper syntax for an automatic entry to BASIC is: AUTO BASIC LOGO -F:3 -M:61021. This will load BASIC with three file buffers, set memory at 61021, and then run the program LOGO. (Note: this also works on the Model III.)

(2) If further processing is required before running the program, the BUILD command should be used. This lets you create an automatic command input file which can be executed via the DO command. The system executes the commands just as if they had been typed in from the keyboard. This can be done with the AUTO function. For example:

```
BUILD STARTUP <Enter>
```

```
FORMS (W=80) REM: Set width  
to 80 for LPIV <Enter>
```

```
PAUSE Insert Diskette #10  
<Enter>
```

```
I <Enter>
```

```
RENAME INS TO OUTS <Enter>
```

```
BASIC LOGO -F:3 -M:61021  
<Enter>
```

```
<Break>
```

```
AUTO DO STARTUP
```

DO files may be chained and are easily edited. Comments can be included if the proper syntax is used:

COMMAND (options) comment
PAUSE will wait for the operator to press <Enter> to continue. The I tells the system that you have changed diskettes, so that TRSDOS will read the diskette IDs on all drives in the system. (Note: this procedure is applicable to the Model III as well, but with two exceptions: DO files cannot be edited directly, and the I command is not required.)

(3) A few more interesting features of Model II BASIC are:

SYSTEM "SCREEN" copies the screen to the printer and can be executed within a BASIC program.

NAME OLDNAME TO NEWNAME allows you to rename a disk file WITHOUT returning to TRSDOS.

ERASE deletes arrays to free memory or so that they can be redimensioned.

SWAP exchanges values of variables.

HEX\$ computes a hexadecimal value.

SPACE\$ (LENGTH) prints a line of spaces of a given length.

SPC (NUMBER) prints a line of blanks but does NOT use string space.

INPUT\$ (LENGTH) inputs a specified number of characters.

(4) The limitation of 110 baud for ASCII data transfer is not at all realistic! The software Mr. Speer mentions ALREADY exists in the Model II as a TERMINAL utility.

We currently transfer at 300+ baud (the arrow keys on the Model II will speed up or slow down the transfer rate) between a Model II and a Model III. This is not much to brag about, but is quite an improvement over 110 baud.

My limitation is due to the use of a BASIC RS232 driver program in my Model III. This became a necessary evil when my not-so-smart terminal program would not do the job and my resourceful patch for Model I ST80D decided to patch into my DOS! If you think using six different terminal utilities on three different machines can be confusing, just ask me how many DOS's I have for my Model III! (That's another story!)

I hope that these comments will be helpful to Gordon Speer and other users new to the Model II. Maybe the teacher will reconsider and give the Model II a straight A (like he gave a student in his microcomputer class).

A dedicated TRS-80 user,

Robert D. Benson
402 Rose Street
Walnut, IL 61376

* * * * *

H & E Computronics welcomes letters on any subject. If you wish a personal reply, please enclose a self-addressed, stamped envelope.

* * * * *

H & E Computronics also welcomes readers to submit programs, articles, or reviews for publication. Please address correspondence to:

*The Editor
H & E Computronics
50 North Pascack Road
Spring Valley, New York 10977*

Please submit programs on media (cassettes or diskettes). Also please indicate the system it was prepared on and include any necessary instructions. ■

Introducing 4.0, the perfect score. The DOSPLUS 4.0 hard drive system is here!

A hard drive without the dynamic new DOSPLUS 4.0 is like an eggshell without the egg. The new DOSPLUS 4.0 is the leading edge—the latest in the line of advanced disk operating systems from MICRO-SYSTEMS SOFTWARE, INC. It's the only current operating system written from the ground up for hard disk operation. Not just a driver but a fully developed system. What that means to you is more bang for your buck! Finally an unlimited TRS-80 for small business. For only \$2995 you get the DOSPLUS "PLUS."

THE DOSPLUS 4.0 FEATURES

- Single volume addressing/Double sided floppies seen as one drive—one file can expand to 5 megabytes
- Hard Disk—disk editing utilities
- Incredible I/O speed
- Runs any combination of densities or tracks
- Also operates 8" drives with special hardware—comes with expanded users guide and complete DOS technical section on I/O calls and DCB organization

"PLUS" MANY OF THE SENSATIONAL NEW DOSPLUS 3.4 FEATURES

- BASIC array sort—multi key, multi array
- Tape/Disk—Disk/Tape utility (with relocater)
- Input (controlled screen input)
- Random access and ASCII modification on Diskdump
- BASIC checks for active "DO"
- Backup and Format from a "DO" file
- Much improved Backup (More reliable)

\$2995 TAKE YOUR MICRO
TO THE MAX.
ORDER NOW!
COMPLETE

- I/O package much faster (disk access time reduced)
- Repeat last DOS command with '/' [ENTER]
- Short directory (filename and extension) available
- Short directory of Model III TRSDOS disks
- Single file convert from Model III TRSDOS
- COMPLETE device routing supported (DOS and BASIC)
- Ability to save BASIC programs directly to another machines' memory (if equipped with DOSPLUS 3.4)

NOTE: The final versions of 3.4 and 4.0 will have almost identical features and documentation.

THE COMPLETE SYSTEM

- Smooth, silent, swift
- Error-free disk I/O
- *Add on up to 4, 10 meg units for a total of 40 megabytes!
- Plugs on the 50 pin data bus.—no loss of floppy drives
- Completely self-contained—just plug it in and go

*10 meg units available Soon.

NOTE: Specify 40 or 80 track when ordering DOS diskette. After initial bootup, user can create any DOS desired.

The first in the industry backed by a lifetime warranty**

**Lifetime warranty on original media

DOSPLUS

DOSPLUS first in quality!
First in the industry!

*MICRO-SYSTEMS
SOFTWARE, INC.*

Specializing in the Tandy Line

5846 Funston Street

(305) 983-3390 Hollywood, FL 33023



CALL TOLL FREE FOR FAST SERVICE
(800) 327-8724, OPERATOR 194
FOR VISA/MASTERCHARGE/C.O.D. ORDERS
California dial (800) 852-7777. Operator 194
Alaska and Hawaii dial (800) 824-7919. Operator 194
TOLL FREE LINES WILL ACCEPT ORDERS ONLY!
For Applications and Technical information call
(305) 983-3390 or drop us a card

Dealers inquiries invited



PRACTICAL BUSINESS PROGRAMS

S. M. Zimmerman, Ph.D. and L. M. Conrad

THE GRAPHIC PIE

Copyright © 1981 Zimmerman & Conrad

This program, while very simple in its operation and design, graphically depicts decimal equations or percentages for rapid comprehension and understanding at all ages.

This program will plot any number of divisions of a pie (circle) on the CRT, then copy the results on your printer if you so wish. The accuracy of the drawing is excellent for areas that are .05 (5%) or greater, while smaller areas will lack the same accuracy. One other problem that could arise is the printing of one set of descriptive material over another, most particularly when the division of the pie area is near the vertical.

This program can be used as a teaching aid in school or it can also be found very useful in business applications requiring graphic illustrations.

RUNNING THE PROGRAM

The graphic pie program is very simple to run and is limited to a few questions. After typing RUN and hitting the ENTER key, you will see on the CRT:

THE GRAPHIC PIE

DEVELOPED BY STEVEN M. ZIMMERMAN, PH.D.,

& LEO M. CONRAD 1981

MINIMUM INCREMENTS TO APPROXIMATELY 5%

NUMBER OF PIECES OF PIE ?

Here you will enter the number of sections you wish to divide the pie into. For our sample run we are using five sections, therefore we type in 5 right after the question mark as our answer so it now looks like:

NUMBER OF PIECES OF PIE ? 5

Since we have chosen to divide the pie into five sections we will now be asked to provide a name and a percentage as a decimal for each of the five pieces. Here we have chosen to name the pieces DAVE, BOB, STAN, MOM and DAD, as in a family.

We have set the division of portions of the pie in the decimal equivalent of percentages so they total 100%; .40 (40%), .25 (25%), .20 (20%), .08 (8%), and .07 (7%).

The questions you see appear after you answer how many pieces of pie you wish to divide the circle into will be:

FOR PIECE 1 NAME, PERCENTAGE AS DECIMAL ?

This question will be repeated for each division or piece of pie you have requested. All you have to do is type in the name and the decimal amount after the question as:

FOR PIECE 1 NAME, PERCENTAGE AS DECIMAL ? DAVE, .20
FOR PIECE 2 NAME, PERCENTAGE AS DECIMAL ? DAD, .05
FOR PIECE 3 NAME, PERCENTAGE AS DECIMAL ? BOB, .20
FOR PIECE 4 NAME, PERCENTAGE AS DECIMAL ? MOM, .25
FOR PIECE 5 NAME, PERCENTAGE AS DECIMAL ? STAN, .30

NOTE: Be sure to hit the ENTER key after typing in the name and the decimal amount!

There is an error checking routine at this point. If the sum of the values is not between 95% and 100%, the program will give an error message and force the user to recycle through the above questions. If the sum is within the parameters, you will then be asked if you wish a hard copy (printout). If you answer yes, you will then be asked for some identification information. These questions are:

HARD COPY (Y/N) ?

TITLE, DATE, OPERATOR ?

Here we answered Y or yes to the first question by typing in the Y just after the question mark and then hitting the ENTER key. This sets up the machine to printout on the printer what you will also see on the screen.

In answering the second question we titled the graphic illustration FAMILY, typed it in followed by a comma, then the DATE (MO/DA/YR) we printed the illustration, again followed by a comma, and then we added the name of the person who operated the program. After typing in the name you hit the ENTER key.

When you hit the ENTER key you then found one more question appeared on the CRT:

EXPANDED FORMAT (Y/N) ?

This is the final question before the execution of the program, and it is to give you a choice of NORMAL or



If you are looking for The Finest In Word Processing Systems you can . . .

1. Purchase and examine all other word processing programs on the market, and then purchase **Lazy Writer®** or . . .
2. You can purchase **Lazy Writer®** first. **It's your money!**
Lazy Writer® Mod I or III

\$175.00

*Requires 2 Disk Drives to convert only.

Proportional Spacing Option Now Available for
Daisy Wheel II Printer – **Only \$29.95**

GUARANTEE
30 DAY, MONEY BACK†
GUARANTEE
†Less 10% restocking charge.

MICRO PROOF Spelling Checker

*A product of Comucopia Software

- EASY TO USE
- 50,000 WORD VOCABULARY & EXPANDABLE
- RECOGNIZES PREFIXES & SUFFIXES
- REQUIRES ONLY 32K OF MEMORY & 2 DISK DRIVES
- AFFORDABLE & AVAILABLE IN THREE FORMS: fully independent program to identify errors; independent program to identify and correct errors; or with a conversion program that will permit MICRO PROOF to operate from within.

	Was	Now Only
Basic Micro Proof	\$125.00	\$89.50
with Correcting Feature		\$149.00
Special LazyWriter® Version	\$189.50	\$149.50
with Correcting Feature		
works from within Lazy Writer®		

Scriptsit Versions Available – Call for Price

THE COMPLEAT IDIOTS BOOKKEEPER – Now Is Tax Season –

Turn your baskets full of receipts
into one super organized group of paper work.

If your income tax is a pain
you don't have The Compleat Idiots Bookkeeper!

Mod I & III – **\$49.95**

FREE Overview Available

MAKE V.C.

Changes files to VISI CALC interchangeable for mod or V.C. file
into The Compleat Idiots Bookkeeper readable files.

Mod I & III – Only **\$24.95**

C.O.D. – certified check, M.O. or cash only. Most orders shipped next day. All orders must have shipping included. Please add 2% or \$2.50, whichever is higher for shipping. Michigan residents, please add 4% tax. Add extra \$1.50 for C.O.D. Personal checks take 3 weeks to clear. Out of the country orders add \$10.00 extra shipping.
*TRS-80 is a product of Radio Shack, div. of the Tandy Corp.

SSM SOFT SECTOR MARKETING,
INCORPORATED
6250 Middlebelt • Garden City, Michigan 48135
Order Line **800-521-6504**
Michigan Orders & Questions **313-425-4020**



The American Express® Card.
Don't leave home without it.™



EXPANDED format printing. The NORMAL format is a compressed copy of what you see on the CRT. The EXPANDED format will print the diagram at approximately the same size as you see on the CRT.

Type in your answer, Y for EXPANDED printout format, or N for the NORMAL or reduced format, behind the question mark and make sure your printer is ON and ready to run before you hit the ENTER key.

Because the output fills the CRT you may find the graphics will destroy the descriptive material or informational data written on the screen. You will wish to experiment with different lengths of descriptions and even alternative ordering of the pieces of pie in order to obtain the best picture for a particular application.

```

10 CLEAR 300: REM "PIE"
20 CLS
30 PRINT "THE MONEY PIE"
40 PRINT
50 PRINT" DEVELOPED BY: Steven M. Zimmerman, Ph.D.": PRINT"
    & LEO M. CONRAD 1981"
60 PRINT
70 PRINT "MINIMUM INCREMENTS TO APPROXIMATELY 5%"
80 PRINT
90 INPUT "NUMBER OF PIECES OF PIE ";P%
100 DIM PP(P%),SS(P%),SX(P%),NS(P%)
110 SUM=0
120 FOR I%=1 TO P%
130 PRINT "FOR PIECE ";I%;: INPUT" NAME, PERCENTAGE AS
    DECIMAL";NS(I%),PP(I%)
140 SUM=SUM+PP(I%)
150 NEXT
160 IF SUM<.999 OR SUM>1.001 THEN PRINT "SUM IS NOT 100%":
    GOTO 110
170 INPUT "HARD COPY (Y/N)";Y$: IF Y$="N" THEN 210
180 IF Y$<>"Y" THEN 170
190 INPUT "TITLE, DATE, OPERATOR";T$,D$,O$
200 INPUT "EXPANDED FORMAT (Y/N)";F$
210 SX(0)=0
220 FOR I%=1 TO P%
230 SS(I%)=PP(I%)*100
240 SX(I%)=PP(I%)+SX(I%-1)
250 NEXT
260 REM WRITING DESCRIPTIVE MATERIAL FIRST QUARTER
270 V%=1:Z%=P%: CLS: FOR A=1 TO 5: FOR I%=Z% TO V% STEP-1:
    B=A*.05: IF SX(I%)<=B AND SX(I%)>B-.05 THEN PRINT
    @(46+(64*(A-1))+A),I%;" ";NS(I%);" ";SS(I%);"%";: V%=V%+1
280 NEXT I%,A
290 REM WRITING DESCRIPTIVE MATERIAL SECOND QUARTER
300 FOR A=1 TO 5: FOR I%=Z% TO V% STEP -1: B=A*.05+.25:
    IF SX(I%)<=B AND SX(I%)>B-.05 THEN PRINT @(561+(64*A-1)-A),I%;"
    ";NS(I%);" ";SS(I%);"%";: V%=V%+1
310 NEXT I%,A
320 REM WRITING DESCRIPTIVE MATERIAL THIRD QUARTER
330 FOR A=1 TO 5: FOR I%=Z% TO V% STEP -1: B=A*.05+.5: IF
    SX(I%)<=B AND SX(I%)>B-.05 THEN PRINT @(960-(64*A-1)),I%;"
    ";NS(I%);" ";SS(I%);"%";: V%=V%+1

```

```

340 NEXT I%,A
350 REM WRITING DESCRIPTIVE MATERIAL FOURTH QUARTER
360 FOR A=1 TO 5: FOR I%=Z% TO V% STEP -1: B=A*.05+.75: IF
    SX(I%)<=B AND SX(I%)>B-.05 THEN PRINT @(384-(64*A-1)),I%;"
    ";NS(I%);" ";SS(I%);"%";: V%=V%+1
370 NEXT I%,A
380 IF I%<P% THEN PRINT@1,P%;" ";NS(P%);" ";SS(P%);"%
390 REM CIRCLE/PIE DRAWING ROUTINE
400 S=.5:II=2:R=39:K=1
410 FOR X=-R TO R STEP S: Y=SQR(R*R-X*X)/2: IF K<0 LET Y=-Y
420 SET(X+57,Y+23): NEXT X: K=-K: R=-R: S=-S: IF II=2 THEN II=1:
    GOTO 410
430 REM LINE DRAWING ROUTINE
440 FOR I%=23 TO 3 STEP-1: SET(58,I%): NEXT
450 FOR I%=1 TO P%-1: IF PP(I%)>.25 THEN 510
460 REM FOR FIRST QUARTER LINES
470 ST=0: Y=23: FOR X%=58 TO 94: Y=Y-((.25-PP(I%))*5): IF X%>65
    THEN GOSUB 730
480 IF ST=1 THEN 680 ELSE GOSUB 710
490 NEXT : GOTO 680
500 REM FOR SECOND QUARTER LINES
510 IF PP(I%)>.50 THEN 580
520 Y=23: IF PP(I%)>.47 THEN X%=58: FOR J=1 TO 19: SET(X%,Y+J):
    GOTO 560
530 ST=0: Y=23: FOR X%=58 TO 97: Y=Y+((PP(I%)-.25)*4): IF X%>65
    GOSUB 730
540 IF ST=1 THEN FOR J=1 TO 3: Y=Y+((PP(I%)-.25)*4):
    SET(X%+J,Y): NEXT : GOTO 680
550 GOSUB 710
560 NEXT : GOTO 680
570 REM FOR THIRD QUARTER LINES
580 IF PP(I%)>.75 THEN 640
590 Y=23: IF PP(I%)<.53 THEN X%=58: FOR J=1 TO 18: SET(X%,Y+J):
    GOTO 620
600 ST=0: Y=23: FOR X%=58 TO 20 STEP-1: Y=Y+((.75-PP(I%))*4):
    IF X%<48 THEN GOSUB 750
610 IF ST=1 THEN 680 ELSE GOSUB 710
620 NEXT : GOTO 680
630 REM FOR FOURTH QUARTER LINES
640 ST=0: Y=23: FOR X%=58 TO 22 STEP-1: Y=Y-((.75+PP(I%))*4):
    IF X%<40 THEN GOSUB 750
650 IF ST=1 THEN FOR J=1 TO 3: Y=Y-((.75+PP(I%))*4):
    SET(X%-J,Y): NEXT : GOTO 680
660 GOSUB 710
670 NEXT
680 PP(I%+1)=PP(I%+1)+PP(I%)
690 NEXT I%
700 IF Y$="N" THEN 700 ELSE GOTO 780
710 IF X%>0 AND X%<127 AND Y>0 AND Y<47 THEN SET(X%,Y)
720 RETURN
730 FOR S=1 TO 2: FOR SS=1 TO 3: IF POINT(X%+SS,Y+S)=0
    THEN NEXT SS,S: RETURN
740 ST=1: RETURN
750 FOR S=1 TO 2: FOR SS=1 TO 3: IF POINT(X%-SS,Y-S)=0
    THEN NEXT SS,S: RETURN
760 ST=1: RETURN
770 REM HARD COPY ROUTINE ***** COPIES ALL ON SCREEN *****

```

continued on page 26

Not all Spelling Checkers are the same.

MICROPROOF^{T.M.} stands out!

EASY TO USE: Prepare your text on any Z-80 based micro-computer, using any of a number of popular word processing programs. When you are finished, enter the appropriate command, and MICROPROOF proofreads your document, displaying misspellings and typos on the screen. Then correcting MICROPROOF can display each error separately, requesting you to enter the correct spelling for each. You are also given the option of displaying errors in context or adding words to MICROPROOF's 50,000 word vocabulary. Finally, MICROPROOF corrects your document. All in less than a minute.

SELECT APPROPRIATE RESPONSE:

CORRECT MISPELLED WORD:	ENTER CORRECT WORD
LEAVE WORD "AS IS":	HIT <ENTER> KEY
DISPLAY WORD IN CONTEXT:	?
ADD WORD TO DICTIONARY:	+
EXIT:	!

WORD: (Your error)
RESPONSE:

Correcting MICROPROOF Screen Display

SPEED is the single most important factor in a dictionary program. All dictionary programs will find your potential errors but if the program is too slow, you are not likely to use it. MICROPROOF's speed is outstanding. It can proof-read a several page letter in 20 seconds.

LOW PRICES: Standard MICROPROOF is available for either \$89.50 (TRS-80® Models I or III) or \$149.50 (CP/M®, TRS-80® Model II and all others). The optional correction feature can be added at any time for an additional \$60.00. Optional patches to integrate MICROPROOF into your word processing software can also be added at any time for an additional \$35.00. (Integration patch not needed for Wordstar®.)


MICROPROOF'S FULL 50,000 WORD VOCABULARY saves you time and allows you greater confidence in the lists of potential errors that MICROPROOF identifies. The mini-dictionary programs, with their 10,000 and 20,000 word vocabularies, have many correctly spelled words omitted from their vocabularies. Consequentially, they identify as potential "errors" many words that are actually spelled correctly; five to ten times as many such words as does MICROPROOF. So, when you use MICROPROOF you will have far fewer extra words to evaluate, a major time savings. There will be less need to look up words in order to verify that they are in fact spelled correctly. The extra 30,000 words in MICROPROOF's vocabulary assures you confidence in the error lists that MICROPROOF generates.

There are other proofreading programs available to choose from. Since MICROPROOF became available in December of 1980, a number of companies have announced programs with small dictionaries. It took us almost two years to develop MICROPROOF. During that time we were able to compress our full 50,000 word dictionary into a manageable size (fits on one single density 5¼ inch disk). And we were able to design a proofing program which operates remarkably fast. The chart below illustrates the comparative advantages of MICROPROOF.

ADVANTAGES OF MICROPROOF

	MICROPROOF DICTIONARY SOFTWARE	OTHERS (Mini- Dictionaries)
DICTIONARY SIZE	50,000 Words	20,000 Words
DISK SPACE REQUIRED FOR DICTIONARY	70,000 BYTES (fits easily on one 5¼" disk)	170,000 BYTES
DICTIONARY ENLARGEMENT	VIRTUALLY UNLIMITED	EXTREMELY LIMITED
SPEED—400 Words	20 Seconds	1 to 5 Minutes
SPEED—3,000 Words	1 Minute	2 to 10 Minutes
CORRECTION FEATURE	Optional	Not Available

See your local microcomputer dealer or write to:



CORNUCOPIA SOFTWARE

Post Office Box 5028, Walnut Creek, California 94596 • (415) 893-0633

MORTGAGE COMPARISONS

Dan L. Ward

The steady rise in home values has given owners some substantial increases in their equity. At the same time, the increases in interest rates have left financial institutions with a lot of money tied up in older low-interest loans. These institutions are now seeking ways to encourage home owners to refinance their mortgages at today's higher rates.

One of the latest strategies is to offer to refinance a mortgage at a higher level, thereby giving the home owner a chance to cash in some of that equity. Here's how it works:

In 1977, a man sought a home with a \$50,000 mortgage for 30 years at 8.5% interest. The lenders now say they will refinance the mortgage for \$60,000 for 30 years at 13.5% interest. Since the borrower has already paid the principle down to \$48,000 over the past four years, he would pocket \$12,000 in the deal (\$60,000-\$48,000).

Another option would be for the individual to keep the old mortgage and borrow \$12,000 using his home equity as collateral. He could do this at 16% interest on a 12 year loan.

Which is cheaper? This program will provide that answer. It calculates the equivalent costs of the two options: (1) keeping the original mortgage and taking an equity loan, versus (2) refinancing the total amount. The answer may surprise you. There is a difference of over \$100,000 in the interest charges for those two examples!


This program only covers the basics. A more sophisticated analysis would include the impact of tax deductions for the interest paid, as well as the investment value of the cash flows. The program also assumes that there is no prepayment penalty or new closing costs. It can obviously be expanded to a more sophisticated model. As it is, it supplies a quick and easy way to make a general comparison.

The program is user-oriented with prompts and instructions. If you or one of your friends are considering cashing in some of your home equity, this program could save you a hundred thousand dollars! Try it and see.

```
100 REM MORTGAGE COMPARISONS
120 REM BY DAN WARD
140 REM 421 BETH AVE , WINSTON-SALEM, NC 27107
160 CLEAR 200
180 CLS : PRINT , "MORTGAGE COMPARISON PROGRAM":PRINT
200 PRINT "TO OPERATE THE PROGRAM, YOU WILL BE ASKED TO"
220 PRINT "INPUT DATA FOR THE CURRENT MORTGAGE AND THE AMOUNT"
240 PRINT "TO BE FINANCED UNDER AN EQUITY LOAN."
260 PRINT "THEN ENTER THE DATA FOR REFINANCING THE MORTGAGE",
280 PRINT "AT THE NEW HOME VALUE AND INTEREST RATE."
300 PRINT "THIS ALLOWS YOU TO COMPARE THE ADVANTAGE OF"
```

```
320 PRINT "USING A CURRENT MORTGAGE AND AN EQUITY LOAN"
340 PRINT "OR GETTING THE TOTAL AMOUNT THROUGH REFINANCING."
360 PRINT : PRINT : INPUT "HIT ENTER TO CONTINUE";X1$
380 A$ = "$$#,###,###.##": DEFINT I
400 CLS : PRINT "    FOR THE OLD MORTGAGE : "
420 PRINT "(USE NUMBERS REFLECTING THE CURRENT STATUS)"
440 I = 1
460 GOSUB 1200
480 CLS : PRINT "    FOR THE EQUITY LOAN : "
500 I = 2
520 GOSUB 1200
540 CLS : PRINT "    FOR THE NEW MORTGAGE : "
560 I = 3
580 GOSUB 1200
600 REM PRINT STATEMENTS FOR OUTPUT
620 CLS : PRINT "    COMPARISON OF THE MORTGAGES"
640 PRINT STRING$(60,58)
660 PRINT "    OLD MORTGAGE", "    EQUITY LOAN", "NEW MORTGAGE"
680 PRINT "MONTHLY PYMT" ,
700 PRINT USING A$; S(1) , S(2) , S(3)
720 PRINT "MORTGAGE AMT.",
740 PRINT USING A$; M(1) , M(2) , M(3)
760 PRINT "TOTAL INT.",
780 PRINT USING A$; T(1) , T(2) , T(3)
800 PRINT "RATE & (TERM)", R(1);" (";Y(1);")",R(2);" (";
820 PRINT Y(2);")", R(3);" (";Y(3);")"
840 PRINT STRING$(60,58)
860 GOSUB 1460
880 PRINT TAB(13)"MORTG + EQTY LOAN", "NEW MORTGAGE"
900 PRINT "MONTHLY PYMT",
920 PRINT USING A$;S(1)+S(2),S(3)
940 PRINT "TOTAL INT",
960 PRINT USING A$;T(1)+T(2),T(3)
980 PRINT "TOTAL AMOUNT",
1000 PRINT USING A$;M(1)+M(2),M(3)
1020 PRINT "THE DIFFERENCE IN MONTHLY PAYMENTS IS ",
1040 PRINT USING A$; (S(1)+S(2))-S(3)
1060 PRINT "THE DIFFERENCE IN TOTAL INTEREST IS ",
1080 PRINT USING A$; (T(1)+T(2))-T(3)
1100 PRINT
1120 FOR I = 1 TO 2000 : NEXT I
1140 INPUT"DO YOU WANT TO RUN AGAIN? (Y/N)"; Z1$
1160 IF Z1$ = "Y" THEN 180
1180 CLS : END
1200 REM SUBROUTINE FOR INPUT
1220 PRINT : PRINT
1240 PRINT "ENTER AMOUNT TO BE FINANCED"
1260 INPUT "FOR EXAMPLE: $65,000 = 65000";M(I)
1280 PRINT
1300 INPUT "ENTER TOTAL LENGTH OF LOAN IN YEARS"; Y(I)
1320 PRINT
1340 PRINT "ENTER INTEREST RATE USING DECIMALS"
1360 INPUT "(FOR EXAMPLE, 8.5% = .085 , 10% = .10)"; R(I)
```

continued on page 22



COMPASS SOFTWARE

THE DUNGEON MASTER'S APPRENTICE



CHARACTER GENERATION

RELIEF for Dungeon Masters and would-be Dungeon Masters the world (and other worlds) over. The popularity of role playing games, and particularly of AD&D™, is unquestioned. The real question is how many *more* people would get involved if the systems weren't so time-consuming. The Dungeon Master's Apprentice series solves that and more. In less time than it takes to cast a Wizard Eye, Module 1 - CHARACTER GENERATION creates new player characters following *all* the rules and guidelines of the game system including special abilities, bonuses, penalties, spells, user-defined possessions, skills and more. Simply, everything anyone would use in a campaign is treated, and all without taking the dice or the decisions out of the hands of the participants. We've designed this dual program to run in minimum systems which makes it available to nearly everyone who owns, or will soon own a "personal" computer. And we've written the Dungeon Master's Apprentice in *basic* to allow user-updating as the game system changes. All results are viewable on video-monitor, printable to any system-compatible line printer, and recordable to file for integration with other modules in the series. Future modules dealing with every aspect of the game system are scheduled to be released at eight-week intervals.

Available for TRS-80™, Model I and III, Cassette (16K, LVLII, minimum)... \$19.95 / Disk (32K minimum)... \$29.95

AD&D is a registered trademark of TSR Hobbies, Inc.

MANKALA- The Game of Pits and Stones- brings one of the world's oldest games to its newest medium. For 1 or 2 players, Mankala's two "levels of facility", three display formats and variable game length (number of stones) makes a game that will be interesting and useful for a long, long time. Our numeric format puts the game within the reach of children and helps them to understand how numbers work. While our "small" format simulates every facet of the original and will test both your foresight and your memory in this no-luck-involved game.

MANKALA THE GAME OF PITS AND STONES

Available for TRS-80™, Models I and III, Cassettes (16K, LVLII, minimum)... \$14.95 / Disk (32K, minimum)... \$24.95

THE LAW

AND

THE PROPHET

Based on Robert Abbott's "New Eleusis", this demanding game for *one to twenty-four* players will test your powers of reasoning and problem-solving as never before. Pit yourself against THE LAW in the solo game or test your wits against your competition in the multi-player game. Written in basic, this program invites experimentation, and instructions for user modification are included. In a classroom setting, the Law and the Prophet is not only an excellent tool for demonstrating induction and "scientific method", but also provides a vehicle for teaching symbolic language and basic programming. If you enjoy the challenge of solving a mystery, this is the ultimate test. *There is a LAW!* Can you discover its nature?

Available for TRS-80™, Models I and III, Cassette (16K, LVLII minimum)... \$14.95 / Disk (32K minimum)... \$24.95

TRS-80 is a registered trademark of the Tandy Corporation. Cassette versions require 16K *minimum*. Disks require 32K. Model I requires LEVEL II Basic.

AVAILABLE FROM YOUR LOCAL DEALER OR ORDER DIRECT FROM:

COMPASS SYSTEMS, INC.

Village Square Center, Box 388, E. Hampstead, New Hampshire 03826

(603)329-5603

STATEMENT OF INCOME

Richard Eidmann

I wrote this small program to assist me in my work as an accountant. The program is limited because it does not allow for correction of mistakes. It prints a professional-looking statement of income, and it loads in less than one minute at 500 baud. It has a few features that I use in all my accounting programs. One of these is the multiple calculator in lines 1240-1330, which allows the user to add 100 figures at that location and then return to the initial location ready to add another 100 figures under another name. In its present form the program runs slowly, but the speed can be greatly increased by packing it.

Another feature is the shorthand listing at lines 1550-1750, which prints a list of shorthand codes for the user. This could be eliminated to save typing time. Just delete all references to it.

Lines 1340-1530 hold the shorthand codes. The user can add any additional codes using the same format. This saves a great deal of typing and insures accuracy. Properly named, I suppose that this program could be called a word processor for numbers. For example, when the program requests the account name you can enter "INT" and it will print interest for that category. When you no longer wish to make any entries under the first section, just hit the "ENTER" key so that a null is recorded by the computer. Then hit the "ENTER" key under AMOUNT and the program will go to the next section. At the completion of the last section the computer will then print the entire report. In lines 1020-1070 the user can enter his own company name. All heading names will be centered by the Z-TAB feature.

This program runs on both the Model I and Model III. I use an Epson MX-80 printer and find that it prints an excellent report in the 80-character mode.

```
10 CLEAR 10000
20 CLS
30 DIM AA$(100), AN$(100), A$(100), T$(100), B$(100)
40 DEFINT N, J, K, Z
50 Z1=40
60 Z2=60
70 U$="$$#.###.###.##"
80 X$="$#.###.###.##"
90 INPUT"DO YOU WANT A LIST OF THE SHORTHAND NAMES (Y/N)";V$
100 IF V$="Y" THEN GOSUB 1550
110 CLS
120 PRINT"STATEMENT OF INCOME"
130 INPUT"ENTER THE NAME OF THE COMPANY";CN$
140 INPUT"THIS REPORT FOR (ENTER PERIOD ENDING DATE)";DA$
150 PRINT
160 PRINT" ENTER INCOME"
170 GOSUB 1250
```

```
180 IC#=A#
190 PRINT"COST OF SALES"
200 PRINT
210 REM *** CALCULATOR FOR COST OF SALES ***
220 PRINT"YOU MAY NOW ENTER YOUR ACCOUNT NAMES"
230 N=N+1
240 INPUT"ENTER NAME";AN$(N)
250 GOSUB 1350
260 GOSUB 1250
270 AA$(N)=A#
280 T$(N)=A#
290 ST#=ST#+T$(N)
300 GP#=IC#-ST#
310 IF AN$(N)="" : K=N: GOTO 330
320 GOTO 230
330 REM *** CALCULATOR FOR OPERATING EXPENSES ***
340 CLS
350 PRINT"OPERATING EXPENSES"
360 PRINT"YOU MAY NOW ENTER YOUR ACCOUNT NAMES"
370 N=N+1
380 INPUT"ENTER NAME";AN$(N)
390 GOSUB 1350
400 GOSUB 1250
410 AA$(N)=A#
420 B$(N)=A#
430 BT#=BT#+B$(N)
440 IF AN$(N)="" GOTO 460
450 GOTO 370
460 REM*** PRINTS REPORT ***
470 CLS
480 PRINT CHR$(23);"STANDBY WHILE THE COMPUTER PRINTS THE REPORT"
490 Z=(80-LEN(CN$))/2
500 LPRINT TAB(Z); CN$
510 LPRINT""
520 SI$="STATEMENT OF INCOME"
530 Z=(80-LEN(SI$))/2
540 LPRINT TAB(Z); SI$
550 LPRINT""
560 PD$="PERIOD ENDING"
570 Z=(80-LEN(PD$))/2
580 LPRINT TAB(Z); PD$
590 Z=(80-LEN(DA$))/2
600 LPRINT TAB(Z); DA$
610 LPRINT STRING$(80, 45)
620 FOR I=1 TO 5
630 LPRINT""
640 NEXT
650 LPRINT"INCOME";TAB(Z2); USING U$; IC#
660 LPRINT"-----"
670 LPRINT""
680 LPRINT"COST OF SALES"
690 LPRINT"-----"
700 FOR J=1 TO K-1
710 LPRINT AN$(J); TAB(Z1); USING X$; AA$(J)
720 IF J=K THEN 740
730 NEXT
```

TRS-80™ PROGRAMS SUPER SOFTWARE AT SUPER PRICES

THE ULTIMATE DISK-OPERATING SYSTEM

LDOS™

A completely documented new generation of operating system for the TRS-80. Far superior to any on the market. It is a totally independent device system, capable of device linking, routing, setting, and filtering. LDOS will support 5" and 8" floppies, single/double density, single/double sided, and up to 80 tracks. Full customer service provided with a toll free 800 number. Excellent documentation in a tab indexed manual (over 250 pages). Call or send for more information today.

Available for Model I or III only \$169.00

LDOS™ is a product of Logical Systems Inc.

ALSO AVAILABLE

EDAS 3.5 Model I and III . . . \$79.00
EDAS 5.0 Model II \$179.00

Host Model II was \$199.00
now \$99.00

MAILING SYSTEMS

are then completed later in a "batch mode". The System comes complete with extensive documentation and ongoing support.

Contact Galactic Software for detailed specifications for your exact needs. Available only for the TRS-80 Model II.

BUSINESS SYSTEMS

INVENTORY MASTER SYSTEM

A program to fill your needs, handling up to 2700 items. With today's market, keeping on hand only what your demand calls for is reason enough to let your TRS-80 accurately and effectively take care of your inventory. Always know what to stock and when to stock it. Have a multitude of reports at your finger tips. This system has many features which were modeled after a main frame system of large capacity. More information available upon request.

MAILING SYSTEMS

MAIL/FILE - SERIES II

NEW Series II Mail/File has all of the outstanding features of the original Series I Mail/File, PLUS many additional qualities which again will set standards for this type of system. Word processor, type input editor, fast sorting, and fabulous editing capabilities are a few of its features. Name and ZIP code are under constant sort. Series II is compatible with Series I data files. Model I system will handle up to 600 names. Model III system will handle up to 1200 names. Either system available for only. \$159.00 Also available for the Model II. \$199.00 Handling up to 2500 names per file

MASS/MAIL SUBSCRIPTION SYSTEM

AVAILABLE FOR MODEL II. THE ULTIMATE IN MAILING SYSTEMS

"I think the system will stand the test of time . . . it is probably the most sophisticated system around for the micros today"
Mike Schmidt (EDITOR) 80-US Jan/Feb pg. 94

Galactic's Mass/Mail System was designed with the needs of the large mailing list in mind. This system has capabilities of handling up to 10,500 records, with access times of less than 15 seconds and usual access of about one second. All adds, deletes and edits are instant for the operator and



Model I version just \$159.00
Model III version just \$259.00

ALSO AVAILABLE . . .
For the MODEL I or III
STOCK MARKET MONITOR

Cassette version \$89.00
Disk version \$99.00

ULTRA-TREK GAME

Can you master this trip through the galaxies? As commander, will you be able to keep the Enterprise and its crew en route and on patrol? Can you destroy the hostile base? Order today. Model I or III version only \$19.95

- Send me the following:
- LDOS Model I \$169.00
 - LDOS Model III \$169.00
 - EDAS 3.5 Model I \$79.00
 - EDAS 3.5 Model III \$79.00
 - EDAS 5.0 Model II \$179.00
 - HOST Model II \$99.00
 - MAIL/FILE II Model I \$159.00
 - MAIL/FILE II Model III \$159.00
 - MAIL/FILE II Model II \$199.00
 - INFO ON MASS/MAIL MODEL II
 - I WOULD LIKE MORE INFORMATION ON THE FOLLOWING: _____
 - INVENTORY MASTER Model I . . . \$159.00
 - INVENTORY MASTER Model III . . \$259.00
 - STOCK MARKET MONITOR Model I
cassette \$89.00
disk \$99.00
 - STOCK MARKET MONITOR Model III
cassette \$89.00
disk \$99.00
 - ULTRA TREK Model I \$19.95
 - ULTRA TREK Model III \$19.95

CHECK ENCLOSED C.O.D. VISA CARD NO. _____
 MASTERCARD NO. _____

NAME _____

ADDRESS _____

CITY _____ STATE _____ ZIP _____

Mail to: Galactic software ltd. 11520 N. Port Washington Rd. Mequon, WI 53092 A82F

Can't wait? call
414/241-8030




```

740 LPRINT"TOTAL COST OF SALES";TAB(Z2); USING US; ST#
750 LPRINT"-----"
760 LPRINT TAB(Z2);"-----"
770 LPRINT""
780 GP#-IC#-ST#
790 LPRINT"GROSS PROFIT";TAB(Z2); USING US; GP#
800 LPRINT"-----"
810 FOR I=1 TO 5
820 LPRINT""
830 NEXT
840 LPRINT STRING$(80, 45)
850 LPRINT"OPERATING EXPENSES"
860 LPRINT"-----"
870 LPRINT""
880 FOR J=K+1 TO N-1
890 LPRINT AN$(J); TAB(Z1); USING X$; AA#(J)
900 NEXT
910 LPRINT""
920 LPRINT"TOTAL OPERATING EXPENSES";TAB(Z2); USING US; BT#
930 LPRINT"-----"
940 LPRINT TAB(Z2);"-----"
950 LPRINT""
960 NP#-GP#-BT#
970 LPRINT"NET PROFIT OR LOSS";TAB(Z2); USING US; NP#
980 LPRINT"-----"
990 FOR I=1 TO 3
1000 LPRINT""
1010 NEXT
1020 REM *** OUR COMPANY ADDRESS ***
1030 SC$="SCHRADER AND COMPANY"
1040 AT$="ACCOUNTANTS"
1050 AD$="13050 BUSTLETON AVENUE"
1060 PH$="PHILADELPHIA PA"
1070 PN$="215-677-6632"
1080 Z=(80-LEN(SC$))/2
1090 LPRINT TAB(Z); SC$
1100 Z=(80-LEN(AT$))/2
1110 LPRINT TAB(Z); AT$
1120 Z=(80-LEN(AD$))/2
1130 LPRINT TAB(Z); AD$
1140 Z=(80-LEN(PH$))/2
1150 LPRINT TAB(Z); PH$
1160 Z=(80-LEN(PN$))/2
1170 LPRINT TAB(Z); PN$
1180 FOR I=1 TO 30
1190 LPRINT""
1200 NEXT
1210 CLS
1220 PRINT CHR$(23);"YOU MAY NOW ENTER ANOTHER PROGRAM"
1230 END
1240 REM *** SPECIAL CALCULATOR ***
1250 A#=#
1260 FOR A=1 TO 100
1270 A#(A)=0
1280 NEXT
1290 FOR A=1 TO 100
1300 INPUT A#(A)
1310 A#=#+A#(A)
1320 IF A#(A)=0 THEN RETURN
1330 NEXT
1340 REM **** HOLDS SHORTHAND CODES ****

```

```

1350 IF AN$(N)="PUR" THEN AN$(N)="PURCHASES"
1360 IF AN$(N)="AC" THEN AN$(N)="ACCOUNTING AND LEGAL"
1370 IF AN$(N)="WA" THEN AN$(N)="WAGES"
1380 IF AN$(N)="WT" THEN AN$(N)="WAGE TAXES"
1390 IF AN$(N)="OS" THEN AN$(N)="OFFICERS SALARIES"
1400 IF AN$(N)="LA" THEN AN$(N)="LAUNDRY SUPPLIES"
1410 IF AN$(N)="HL" THEN AN$(N)="HEAT AND LIGHT"
1420 IF AN$(N)="TL" THEN AN$(N)="TELEPHONE"
1430 IF AN$(N)="GT" THEN AN$(N)="GENERAL TAXES"
1440 IF AN$(N)="INS" THEN AN$(N)="INSURANCE"
1450 IF AN$(N)="CM" THEN AN$(N)="CLEANING & MAINTENANCE"
1460 IF AN$(N)="AU" THEN AN$(N)="AUTO"
1470 IF AN$(N)="SE" THEN AN$(N)="SALES EXPENSE"
1480 IF AN$(N)="AD" THEN AN$(N)="ADVERTISING"
1490 IF AN$(N)="OF" THEN AN$(N)="OFFICE"
1500 IF AN$(N)="DS" THEN AN$(N)="DUES & SUBSCRIPTIONS"
1510 IF AN$(N)="INT" THEN AN$(N)="INTEREST"
1520 IF AN$(N)="DEP" THEN AN$(N)="DEPRECIATION"
1530 RETURN
1540 REM **** LPRINTS THE SHORTHAND CODE FOR THE USER ****
1550 LPRINT"SHORTHAND LIST"
1560 LPRINT""
1570 LPRINT"PUR = PURCHASES"
1580 LPRINT"WA = WAGES"
1590 LPRINT"WT = WAGE TAXES"
1600 LPRINT"OS = OFFICERS SALARIES"
1610 LPRINT"LA = LAUNDRY"
1620 LPRINT"HL = HEAT AND LIGHT"
1630 LPRINT"TL = TELEPHONE"
1640 LPRINT"GT = GENERAL TAXES"
1650 LPRINT"INS = INSURANCE"
1660 LPRINT"CM = CLEANING & MAINTENANCE"
1670 LPRINT"AC = ACCOUNTING AND LEGAL"
1680 LPRINT"AU = AUTO"
1690 LPRINT"SE =SALES EXPENSE"
1700 LPRINT"AD =ADVERTISING"
1710 LPRINT"OF =OFFICE"
1720 LPRINT"DS =DUES & SUBSCRIPTIONS"
1730 LPRINT"INT = INTEREST"
1740 LPRINT"DEP = DEPRECIATION"
1750 RETURN

```

Richard Eidmann
4244 M Street
Philadelphia, PA 19124

continued from page 18

```

1380 R(6) = R(I)/12 : Y(6) = Y(I) * 12
1400 R(7) = (1 + R(6))*Y(6) : C(I) =(1-1/R(7))/R(6)
1420 S(I) = M(I)/C(I) : T(I) = (S(I)*Y(6))-M(I)
1440 RETURN
1460 REM COMPARES MORTGAGES
1480 T = ABS(T(3)-(T(1)+T(2)))
1500 M = ABS(M(3)-(M(1)+M(2)))
1520 RETURN

```

Dan L. Ward
421 Beth Avenue
Winston-Salem, NC 27107

NEW !!

SUPER UTILITY PLUS

— OVERVIEW —

Copyright ©1981 Breeze Computing, Inc.

SUPER UTILITY PLUS was written by Kim Watt of Breeze Computing, Inc. and is the most powerful program of its kind on the market at this time. This program is a machine language, stand alone program that has its own I/O routines, does not use any ROM or DOS calls, and works on SINGLE or DOUBLE DENSITY systems. **SUPER UTILITY PLUS** performs such a wide range of varied tasks, that it may truly be called "The King of Utilities". It is not required that the disk be in any drive after initialization of the program and user may custom configure the program to suit his individual system requirements.

ZAP does everything your present "zapping" utility does plus many additional enhancements. It will operate on SINGLE or DOUBLE DENSITY systems and will work with most major operating systems that are presently on the market. It has dual cursors (one for ASCII and one for HEX side of the readout) and allows the user to go to the heart of the disk and read and/or modify data in HEX, ASCII, DECIMAL, BINARY, or OCTAL, regardless of whether it is a standard disk or not. The screen printout on Zap displays one sector at a time in HEX and ASCII (as other "zapping" utilities), but also tells user the true and relative track and whether the disk is IBM format or not. Zap also has a search routine that will locate the highest or lowest configured track on the disk and others that will search the disk for a byte list, ASCII string, word list, or even encrypted code. Zap also allows you to display disk sectors, compare disk sectors, copy sector data, zero disk sectors, copy disk sectors, reverse sector data, sector searches, read ID address marks, or alter data address marks.

PURGE has a full screen editing kill control that allows you to kill files by positioning cursor and pressing one key. Also, Purge has several sub-utilities that allow you to zero out unused directory entries or zero out unused disk granules. In addition, user may kill files by naming the common category of the files (Example: /CMD/BAS/TXT <I> nvisible, <V> isible, etc. or even kill files that begin with a specified letter), and also may compute existing passwords, change the disk name, date, passwords, auto command, or even file parameters (name, passwords, protection levels). Lastly, Purge contains a complete disk directory that indicates all active and non-active files on the disk.

FORMAT is a utility that allows the user to format a disk with; standard format, format without erasing existing data, special format (custom format your disk most any way you want it), build a format track and optionally write it back to any track on your disk, and even contains a software bulk erase utility. The total formatting capabilities of this program are just about UNLIMITED and you may even reformat over a disk or add tracks to an existing disk without destroying existing disk data.

DISK COPY will copy most any standard disk, with or without formatting. The Special Disk Copy enables the user to make a backup of most TRS-80® readable disks that are presently on the market, regardless of any efforts that have been made to protect them from being "backed up". (NOTE: This program WILL NOT copy itself). This program's only intended use is for you to make backups of your legally purchased programs. Please DO NOT use this utility to make "bootleg copies" for others as authors of quality programs deserve their royalties.

TAPE COPY enables the user to perform a wide variety of actions that include the ability to read, write, or verify tapes and even includes a Bit by Bit copying routine that will back up most ANY TRS-80® readable tape regardless of protection attempts made by authors. This utility also is for your own use only.

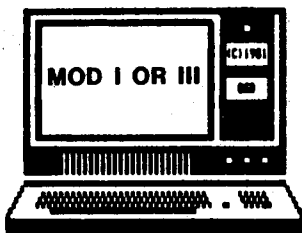
DISK REPAIR allows you to automatically repair the HIT and GAT sectors, and will automatically repair a Boot. This utility also does a complete Directory Check and will advise you of errors that exist. In addition, this utility allows the user to recover killed files (if the file was killed by this utility or by NEWDOS), read protect or un-read protect the directory, move it to a different location on the disk, or clear unused entries. Lastly, this utility advises you of all inactive files that are on the disk.

MEMORY supplies the ability to display, move, test, compare, zero, exchange, input or output a byte to any port, exchange, jump to, reverse, fill, string search, or even load/write and entire track or sectors to/from memory.

FILE contains the abilities to display file sectors, compare files, copy files, disk directory, free space, file locations, drive status, create files, and clear files from disk. These utilities give you a wide range of powerful commands at your disposal to perform just about any function that you want with files up and including the complete reorganization of your entire disk with all the files re-written in their most contiguous order.

CONFIGURE SYSTEM gives you the ability to custom configure Super Utility Plus to your system. You may select single or double density, in any combination, 5" drives, select your operating system boot of your choice, upper or lower case, high speed clock, single or double headed drives, or even configure your printer.

To order Super Utility Plus, *send check or money order for \$74.95, plus \$2.50 shipping and handling to:




POWERSOFT



11500 STEMMONS EXPRESSWAY, SUITE 125
DALLAS, TEXAS 75229
PHONE (214) 484-2976
MICRONET 70130,203



Price Does Not Include
Postage



— DEALER INQUIRIES INVITED —

POWERSOFT IS A DIVISION OF BREEZE/QSD, INC.

FOREIGN ORDERS ADD \$10

WINDCRAB, HORSEPOWER, and PERMUTE

Gordon Speer

WINDCRAB

Before a pilot leaves on a cross-country flight, he must calculate the effect the wind will have on his speed and direction. The data that he puts into the calculation are the wind direction and velocity, the airspeed of the plane, and the direction he wants to go which is called the bearing. Directions are measured in degrees, clockwise from north. East is 90 degrees, south is 180, west is 270, and north is 360. The wind direction and velocity are supplied by the weather service in a four-numeral code. The first two numerals are the direction in degrees from which the wind is coming, minus the last digit. The last two numerals are the wind speed in knots, or nautical miles per hour. For example, a wind of 2235 is from 220 degrees at a speed of 35 knots. The airspeed of the plane is also measured in knots. Typical airspeeds range from 100 to 160 knots for light planes, up to 600 knots for commercial jets.

From this calculation a pilot obtains the ground-speed and the angle he must crab (fly sideways) into the wind to stay on course. Crab angles are generally on the order of a few degrees. An angle of over ten degrees indicates the presence of strong cross winds. Murphy's law applies here, of course. "The more you are behind schedule, the stronger will be your headwind."

```
100 'WINDCRAB
110 CLS
120 CLEAR 1000
130 LET PI=3.14159
140 PRINT : PRINT," W I N D C R A B"
150 PRINT
160 INPUT "      WIND DIRECTION AND VELOCITY (2015)";W
170 IF W > 3699 THEN 160
180 LET WD=10*INT(W/100)      'WIND DIRECTION (FROM), DEGREES
190 LET WV=W-10*WD           'WIND VELOCITY, KNOTS
200 LET WT=WD+180            'WIND DIRECTION (TO), DEGREES
210 INPUT "      BEARING (DIRECTION OF FLIGHT, DEG)";B
220 INPUT "      YOUR CRUISING AIRSPEED, KNOTS";A
230 IF A < 2*WV THEN 220      'INSUFFICIENT AIRSPEED
240 LET WA=ABS(B-WD)          'WIND/BEARING ANGLE
250 IF WA < =180 THEN 280
260 LET WD=WD-360
270 GOTO 240
280 LET SC=WV*SIN(WA*PI/180)/A 'SINE OF CRAB ANGLE
290 LET CA=ATN(SC/SQR(1-SC^2)) 'SINE OF THE CRAB ANGLE
300 LET CA=CA*180/PI          'CRAB ANGLE IN DEGREES
310 LET GS=SQR(WV^2+A^2-2*WV*A*COS((180-WA-CA)*PI/180))
'GROUND SPEED
320 PRINT
330 PRINT STRING$(60,"=")
```

```
340 PRINT
350 PRINT USING"          CRAB ANGLE = ###.# DEGREES";CA
360 PRINT USING"          GROUNDSPED = ###.# KNOTS";GS
370 PRINT USING"          GROUNDSPED = ###.# MILES PER
    HOUR";GS*1.15
380 PRINT : PRINT
```

HORSEPOWER

Have you ever wondered how they figure out the horsepower of a gasoline engine? I ran across the formula in some old notes and tried it out with the specifications listed for a 1968 Volkswagen Beetle just to see if it was anywhere near the 53 HP listed in the manual. I could tell you how close it came out, but why spoil all the fun you are going to have finding out for yourself.

The formula is $PLANK/33000$. P is the pressure, that is the air pressure in PSI times the compression ratio. L is the length of the stroke in feet. A is the area of the top of the piston in square inches. N is the number of cylinders. K is the constant which represents the number of revolutions per minute, divided by the number of revolutions per power stroke in each cylinder (1 for two stroke engines, 2 for four stroke engines). The denominator of the equation, 33000, is the number of foot pounds per minute in one horsepower.

If you like history, my hometown of Sterling, IL claims to be the birthplace of the two-stroke-cycle gasoline engine, invented by John Charter back in the 1870's, and manufactured by Fairbanks-Morse in Beloit, WI.

```
100 'HORSEPOWER
110 CLS
120 CLEAR 1000
130 PRINT," H O R S E P O W E R"
140 PRINT
150 INPUT "PISTON OR JET";ES
160 IF ES="JET" THEN 320
170 INPUT "AIR PRESSURE, P.S.I. (14.7)";P
180 INPUT "COMPRESSION RATIO (7.50)";C
190 INPUT "NUMBER OF CYLINDERS (4)";N
200 INPUT "BORE IN INCHES (3.27)";B
210 LET A=3.14*B^2*B/2      'AREA OF PISTON TOP
220 INPUT "STROKE IN INCHES (2.72)";S
230 LET S=S/12              'STROKE IN FEET
240 INPUT "REVOLUTIONS PER MIN (4200)";R
250 INPUT "STROKES PER CYCLE (4)";K
260 LET K=K/2              'REVOLUTIONS PER POWER STROKE
```

continued on page 26



PROVEN MONEY MAKERS FOR YOUR TRS-80*

*Tandy Corp. Trademark

Provide your customers with a **CALENDAR \$9.95** printed calendar (along with standard banker's holidays) of any month of any year...Useful in motivating history students. Holds the same fascination for students as a game. Tape only for Model I or III.

Same features as Calendar. **SUPER CALENDAR** Additionally prints out large "graphics" type wall calendars (tape only) **\$19.95** with memos under each day. Use as a planning calendar with optional disk storage...requires 16K and printer.

MAIL LIST SYSTEM (disk only) \$69.95

Our easy-to-use system will accommodate almost any "custom" requirement of even your most demanding clients. A glance below will show that we are far ahead of any other system in speed, variety of features, and sheer volume of names handled...but don't let that fool you. This system can be used just as easily on one disk for a small Christmas card list.

- Maintain virtually an infinite number of disks all in continuous alph. or zip order...essential for large lists.
- Sort **2320** entries (2 full 40 track double density disks) in only 32K or an incredible **4640** entries (2 full 80 track double density disks) in only 48K!...Made possible with our unique date compression techniques on the Model III.
- Super fast sort by alph. or zip order (8 sec. for 1000 entries)...both orders can exist simultaneously on disk.
- High speed recovery of entries from disk...speed of sort is meaningless if retrieval from disk is slow...ours pulls in over 11 per sec!
- Transfers old files over to our system.
- In zip order all entries with same zip code are also arranged alphabetically.
- Four digit zips have a leading "O" appended on labels.
- Backup data disks are easily updated as entries are created, edited, or sorted...extremely useful!!
- Optional reversal of name about comma for that non-computer, personalized look.
- Master printouts of your list in several formats (not just a rehash of the labels). Optionally continuous or page oriented...Your customers will want this!
- All 0's in address labels are replaced by easier to read O's.
- All labels optionally support an "Attn:" line.
- Many user defined fields with plenty of options for **simultaneous** purging and selecting...even allows for inequalities...powerful and easy to use!!
- Continuous display of how many addresses printed.
- Each disk entry automatically "remembers" how many mailings have been made for that particular entry...Can be tied in with purge/select.
- Primarily written in BASIC for easy modification...embedded machine code for those speed sensitive areas.
- Editing is simple and fast...automatic search.
- Optional 9 digit zip.
- Deleted entries have "holes" on disk filled automatically...and alph. order is still maintained!
- Test label printing lets you make horizontal and vertical adjustments with ease.
- Optional "one time" mailing for some selected entries.
- Extensive use of error traps (both operator and machine induced)...even recovers from a power failure during a printout!...recycling on disk errors.
- Patch program allows you to upgrade the system to any DOS.
- Documentation manual available separately for \$3.95.
- Hardware requirements: 32K printer, and 1 or 2 drives.

Football Scouting Report (Disk only) \$89.95

How many high schools and colleges are there within a 75 mile radius of you? Did you know that each is a potential customer at the rate of from \$500-\$1000 per season? Many already subscribe to more expensive (but inferior) computer analysis services of their scouting reports. Using such a service a coach will typically have an opponent scouted several times prior to actually playing them...This series of programs was written to the specifications of a coach with two state championships to his credit. As a result, the emphasis is on producing statistics that will help in predicting what the opponent will do in a given situation...This is a sophisticated set of programs fully equivalent to that used by professional football teams...Hardware requirements...32K, 1 disk driver and printer.

TRY OUR ONE DAY PC BOARD SERVICE

Tic-Tac-Toe (Tape only) \$9.95

LOAN AMORTIZATION \$19.95

Loan amortization schedules are a must for banks, S & L institutions, and accounting firms. You will (Tape only for Model I & III) be able to charge \$5 plus per schedule. Multiply that times the number of all loans your clients make per day...easiest money we know of!...runs in about 2 minutes and achieves pin point accuracy with a built in calendar...This sophisticated program produces an exceptionally professional looking printout.

FAST SORT (handles multiple dim. arrays) and ALPHABETIZER (disk only) \$19.95

Interfaces to your own basic programs...sort with the speed of machine code but with the convenience of basic. You don't have to know assembly language programming to use these programs. Just use your disk to merge our short basic programs (with embedded machine code) with your own basic program. Follow our simple instructions to poke several values before making the user call from basic. The pokes will set up a sort of string, integer, single, or double precision arrays. Also ascending or descending order is controlled by a single poke. Use one of two programs to sort arrays of the form A(1) or A(Q(1))...The disk includes 8 simple basic programs that are ready to merge with the main sort programs. Use them for learning and evaluation...Also included is a ready to use basic program (already merged with the ORDER program). Use it to obtain a printout of alphabetized names. This program alone is worth \$19.95.

Sample Sort Times

8 sec. for 1000 dbl. prec. numbers...50 sec. for 5000 integers. (Ours is one of the only alphabetizers that both ignores non alph. characters and treats upper and lower case alike.)

Sign (Tape only) \$9.95

Produce large (reduced 50% here) attention getting signs with your printer...supports most keyboard characters...will print multiple lines...use alone or interface to your own BASIC program...requires just over 16K and a printer.

```

SSSSSSSS  TTTTTTTT  00000000  FFFFFFFF  LL  00000000  00000000  KK  FF
SS  SS  TTTTTTTT  00  00  FF  FF  LL  00  00  00  00  KK  FF
SS  TTT  00  00  FF  FF  LL  00  00  00  00  KK  FF
SSSSSSSS  TTT  00  00  FFFFFFFF  LL  00  00  00  00  KK  FF
SSSSSSSS  TTT  00  00  FFFFFFFF  LL  00  00  00  00  KK  FF
SS  TTT  00  00  FF  LL  00  00  00  00  KK  FF
SS  SS  TTT  00  00  FF  LL  00  00  00  00  KK  FF
SSSSSSSS  TTT  00000000  FF  LLLLLLLL  00000000  00000000  FF  FF

```

Precision Prototypes

410-C E. Roca
Refugio, Tx. 78377
(512-526-4758)

- Specify Model I or III when ordering
- Add \$1.50 for postage and handling

Visa
Mastercharge
C.O.D.

continued from page 24

```
270 PRINT
280 PRINT USING "#####.# HORSEPOWER";P *C *S *A *N *R /K /33000
290 REM ONE HORSEPOWER = 33000 FOOT POUNDS OF WORK PER MINUTE
300 PRINT
310 END
320 INPUT "THRUST IN POUNDS (1000)";T
330 INPUT "SPEED IN KNOTS (650)";S
340 PRINT USING "#####.# HORSEPOWER";T*S/325
350 PRINT
```

PERMUTE

The common Yale tumbler lock is a good example of permutation. It has from 5 to 7 pins which are of different lengths and are lifted by a key so that they no longer block the rotation of the tumbler. The number stamped on the key is sometimes the combination of pin lengths and is only one of many such possible combinations for a given lock design. This program prints all possible key numbers if you give it the number of pins (maximum 7) and the number of possible pin lengths (maximum 9). It also tells how much time will be required to display all the combinations, so you can decide whether to stay for the entire performance.

```
100 'PERMUTE
110 DEFINT A-Z
120 DEFDBL N,S
130 CLS
140 PRINT," P E R M U T E"
150 PRINT
160 INPUT "NUMBER OF PINS";P
170 IF P > 7 THEN 160 'ERROR TRAP
180 INPUT "NUMBER OF PIN LENGTHS";L
190 IF L > 9 THEN 180 'ERROR TRAP
200 PRINT "THERE ARE"LTIP"PERMUTATIONS OF"L"LENGTHS,"P"PINS
AT A TIME"
210 LET S=INT(LIP/10+.5) 'SECONDS
REQUIRED TO LIST THEM
220 IF S > 60 THEN 240
230 PRINT "LISTING WILL REQUIRE"S"SECONDS" : GOTO 290
240 LET M=S/60 'MINUTES REQUIRED TO LIST THEM
250 IF M > 60 THEN 270
260 PRINT "LISTING THEM WILL REQUIRE"M"MINUTES":GOTO 290
270 LET HR=M/60 'HOURS REQUIRED TO LIST THEM
280 PRINT "LISTING THEM WILL REQUIRE"HR"HOURS"
290 ON P GOTO 360 ,350 ,340 ,330 ,320 ,310 ,300
300 FOR A=1 TO L
310 FOR B=1 TO L
320 FOR C=1 TO L
330 FOR D=1 TO L
340 FOR E=1 TO L
350 FOR F=1 TO L
360 FOR G=1 TO L
370 LET N=10000000*A +1000000*B +100000*C +10000*D +1000*E +100*F +G
380 PRINT N;
```

```
390 LET H=H+P+2 'HORIZONTAL POSITION
400 IF H < 56 THEN 430
410 PRINT
420 LET H=0
430 NEXT G
440 IF P=1 THEN 560
450 NEXT F
460 IF P=2 THEN 560
470 NEXT E
480 IF P=3 THEN 560
490 NEXT D
500 IF P=4 THEN 560
510 NEXT C
520 IF P=5 THEN 560
530 NEXT B
540 IF P=6 THEN 560
550 NEXT A
560 END
```

CORRECTION

A program error has been brought to my attention. The bubble-sort method used in CITYSORT (issue #37, August 1981, page 23) has an incorrect FOR-NEXT loop in line 270. This line should read as follows:

```
270 FOR I=N-1 TO 1 STEP -1
```

Otherwise the program will not sort the end of the list. Sorry about that!

Gordon Speer
3304 Woodlawn Road
Sterling, IL 61081
(815) 625-5251

continued from page 16

```
780 LPRINT " "
790 LPRINT "TITLE: ";T$;" DATE: ";D$
800 LPRINT "PREPARED BY: ";O$
810 FOR I=1 TO 4: LPRINT " ": NEXT
820 FOR R=0 TO 15: A=15360+R*64: FOR C=1 TO 63
830 B=A+C:D=PEEK(B)
840 IF D>=129 AND D<=191 THEN LPRINT "***"; ELSE LPRINT CHR$(D);
850 NEXT C: LPRINT CHR$(10): IF F$="Y" THEN LPRINT " "
860 NEXT R
870 GOTO 870
```

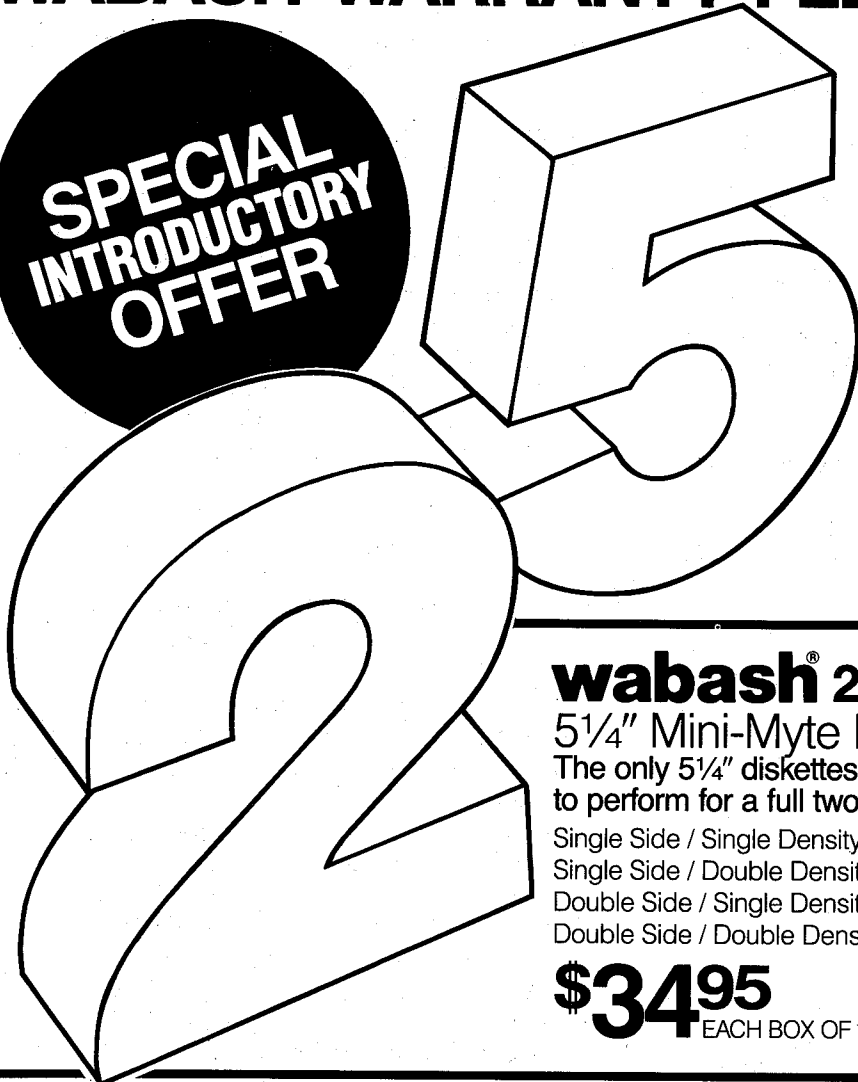
S. M. Zimmerman, Ph.D.
College of Business
University of South Alabama
Mobile, Alabama 36688

L. M. Conrad
Imagineering Concepts
P.O. Box 9843
Mobile, Alabama 36691-0843

H & E COMPUTRONICS INC.

WABASH WARRANTY FLEXIBLE DISKS

**SPECIAL
INTRODUCTORY
OFFER**



wabash® 5-YEAR WARRANTY 8" Maxi-Myte Flexible Disks

The only 8" diskettes guaranteed to perform for a full five years.

Single Side / Single Density
Single Side / Double Density
Double Side / Double Density

\$39.95 EACH BOX OF 10

wabash® 2-YEAR WARRANTY

5 1/4" Mini-Myte Flexible Disks

The only 5 1/4" diskettes guaranteed to perform for a full two years.


Single Side / Single Density
Single Side / Double Density
Double Side / Single Density
Double Side / Double Density

\$34.95 EACH BOX OF 10

COATING The Coating process has been recently improved by our revolutionary SR-3000 manufacturing process, resulting in a completely uniform surface, with excellent adherence to the polyester base. The result: consistent signal quality which is crucial to all applications, on all appropriate drives.

PUNCHING State-of-the-Art equipment at the Paoli plant assures precision punching and assembly for every Wabash diskette. Certification and initialization are also care fully supervised at this stage, guaranteeing satisfactory use of Wabash diskettes for years to come.

Ask us about our other in-stock and ready-to-ship products including printer ribbons, pressure sensitive labels, paper, media storage equipment, and more!



CALL TODAY OR SEND COUPON

800-631-2818 24-HOUR HOTLINE **914-425-1535**

COMPUTRONICS 50 N. Pascack Road
Spring Valley, N.Y. 10977

- Please send me ___ boxes of 8" Maxi-Myte Flexible Disks at **\$39.95** per box. Please add \$3.00 for shipping.
- Please send me ___ boxes of 5 1/4" Mini-Myte Flexible Disks at **\$34.95** per box. Please add \$3.00 for shipping.
- Please send me more information about other Computronics products.

Check enclosed

Credit Card No. _____ Exp. _____

Name _____

Address _____

City/State/Zip _____

Phone (____) _____

CHAINER

Jay R. Newirth

One of the nice features of NEWDOS/80 is the CHAIN command. However, the NEWDOS/80 manual doesn't do a great job of explaining how to use it — thus, the creation of CHAINER. This program allows one to create, edit (change, delete, or insert), save, and load in a chain file for execution by the NEWDOS/80 disk operating system. The program is 90% self documenting, but some important information is provided below.

First, one must know how the CHAIN command is used in NEWDOS/80. The format for a chain function is:

```
CHAIN,FILESPEC,SECTION . . . or
CHAIN FILESPEC SECTION (i.e., the commas are optional).
```

FILESPEC is any eight character name (following guidelines for FILESPECs). The FILESPEC must include the extension "/JCL"! The program will supply this extension if one is not given. Although the "/JCL" extension is mandatory, it is not required when the CHAIN command is executed. Thus, the following examples are acceptable:

```
CHAIN STARTUP/JCL or
CHAIN STARTUP
```

Either of these two commands will work, as long as a file entitled STARTUP/JCL exists on the disk!

SECTION tells the CHAIN command to start the CHAIN function with the portion of FILESPEC that is named SECTION.... As an example,

```
CHAIN STARTUP/JCL SECTIONA
```

tells the DOS to start the CHAIN routine at the portion of STARTUP/JCL that is labeled SECTIONA. By specifying SECTION, one can create a single large master CHAIN file, naming specific portions via the section command (using CHAINER) and then executing only that particular portion of the CHAIN file. This saves you from writing many small CHAIN files.

USING THE CHAINER PROGRAM

(1) CREATE/ADD TO FILE: You will be prompted for a FILENAME (CHAIN/JCL is the default) and the drive to save the file on. If you forget the "/JCL" extension it will be added automatically. With each entry for the CHAIN file, you have six options to choose from:

1: Command is to be displayed on video during chaining.

2: Command is to pause chaining and print any message you type.

3: Command is to define section name (see discussion above).

4: Command is simply a remark statement and has no function in the chaining program.

5: Command is any normal DOS or Level II command to be executed by the CHAIN command.

6: Exits create/add mode.

(2) EDIT FILE: This mode is self-explanatory. You can change, delete, or insert command lines. In the delete mode, you may answer "ENDING LINE" with "ENTER" for a default response of "1". The same holds true for the insert mode.

(3) LIST FILE: You can list the file on the video display or line printer. The graphic codes you see are used by the CHAIN command. They are there purposely. Be sure that the line printer is ready before printing.

(4) SAVE FILE: saves file to disk, and writes the needed code used by NEWDOS/80 to run the CHAIN file.

(5) LOAD FILE: loads a file from the disk into memory. If "/JCL" extension is omitted, it will be added automatically.

Here is an example CHAIN file you may want to create and run to see how the CHAIN command works:

Entry #1: choose option 1, type: CHAIN PROGRAM FOR TRS-80 MODEL I.

Entry #2: choose option 2, type: PRESS <ENTER> when ready to continue.

Entry #3: choose option 4, type: THE FOLLOWING 5 ITEMS ARE DOS/LEVEL II COMMANDS.

Entry #4: choose, option 5, type: DIR

Entry #5: choose, option 5, type: FREE

Entry #6: choose, option 5, type: LIB

Entry #7: choose, option 5, type: CLOCK ON

Entry #8: choose, option 5, type: BASIC LOAD "CHAINER"

Entry #9: choose, option 6 (exit).

Save this file using function (4) above. Do a CMD"S", then type "CHAIN,FILESPEC" where FILESPEC is the name you used to create the above program. Then sit back and watch!

```
10 | *****
20 | **
30 | **
40 | **          CHAIN FILE BUILDER
50 | **          FOR NEWDOS/80 tm
60 | **
70 | **      Written by - Jay R. Newirth
80 | **          (C) 1981
90 | **
100 | **
110 | *****
```

Does your CP/M** or TRS-80* Word Processor need help?

Aspen Software has the finest document proofreading tools available.

GRAMMATIK™

Beyond Spelling Checking

Spelling checkers are useful, but they are not enough! Grammatik can find many errors that a spelling checker can't. It detects many errors commonly found in text entered on computers, such as doubled words ("the the"), inconsistent capitalization ("STicky shift key"), incorrect punctuation, and others. That's not all! Grammatik also checks your document for good writing style using a dictionary of over 500 misused phrases as defined in many writer's style manuals. It marks and classifies the problems it finds in the document file for easy correction with your word processor, and provides suggestions for correcting the problems. The phrase dictionary can be easily extended to include checking for esoteric jargon or your own pet peeves. Grammatik also collects other stylistic information that can be used to revise the document to improve its readability such as average sentence and word length. It can produce a profile with the number of times each unique word in the document was used, helpful for identifying overworked vocabulary. Grammatik is not only a valuable proofreading tool, it is also a useful learning tool. You will notice significant improvements in your own writing style after using Grammatik for only a short time. Grammatik is fast, easy to use, and works with all popular TRS-80 and CP/M word processors. Model I/III version requires a minimum 32K, 1 drive system. Model II TRSDOS* version requires 64K and 1 drive. CP/M version requires CP/M release 2.2 and 48K.

PROOFREADER™

The Aspen Software Company Spelling Checker.

Don't buy a spelling checker until you've considered Proofreader. Recently, several ads for other spelling checkers have compared themselves to "others". They weren't comparing themselves to Proofreader! Proofreader has all the features you need for checking your documents for spelling errors and typos. Proofreader looks up every word in its 38,000 word dictionary, and does not increase its "vocabulary" by using less accurate root word analysis like some others do. You won't need to spend as much time adding new words as you would with a smaller dictionary. Proofreader is easy to use -- you can start checking your documents immediately. Proofreader is fast -- it can check even your largest document (20 pages or more) in less than 5 minutes! Unknown words are listed on the screen, and can be saved in a file for later manipulation. The Proof-Edit feature (optional on the Model I/III version, included with Model II and CP/M) allows you to interactively correct the unknown words in context. New words can easily be added to the dictionary, and expansion is limited only by disk capacity. Proofreader works with all TRS-80 operating systems and word processors, so if you change systems, you won't need a new spelling checker. On the TRS-80 Model I/III, only 32K RAM and 1 disk drive are needed. Proofreader also works with all popular CP/M word processors. Add up the facts and the low price, and you will conclude that Proofreader is the best value available in spelling checkers.

Aspen Software programs are professional quality, reliable software tools developed for the TRS-80 and CP/M by a Ph.D. in Computer Science. All software is protected by Aspen Software's low cost upgrade privilege for new versions. Other tools include:

— SOFT-SCREEN™, a powerful, state of the art full screen text editor. Over a year in development, Soft-Screen is compatible with all TRS-80 programming languages, including BASIC, FORTRAN, MACRO, Ratfor, and COBOL. Commands are easy to learn, yet versatile and complete to satisfy the most experienced user. Soft-Screen is also available for P&T Model II CP/M.

— SOFT-TEXT™, Aspen Software's text formatter. When used with Soft-Screen, provides a powerful word processing system. Full featured, including automatic pagination, even and odd page headings, underlining, index generation, footnotes, support for

advanced printer capabilities, and much more. Model I/III version supports serial printers at full speed. Soft-Text offers a real alternative for Model II TRSDOS users. Please write or call for more details.

— RATFOR, a structured language preprocessor for Fortran developed at Bell Labs. Aspen Software Ratfor is one of the best versions available, and the only one with a pretty printer option. Totally compatible with Microsoft F80. Includes several extensions, including "case", "string", and conditional compilation. User's manual contains all information needed to learn and write Ratfor programs. Requires FORTRAN.

— PP-RATFOR, a pretty printer. Automatically formats and indents Aspen Software Ratfor source programs. An essential program development tool.

	Model I	Model II (64k,1d)	Model III	CP/M (2.2,48k)	Manual only
Proofreader	\$54.00(32k1d)	\$119.00	\$64.00(32k1d)	\$129.00	\$8.00
Proof-Edit	\$30.00	incl.	\$30.00	incl.	incl.
Grammatik	\$59.00(32k1d)	\$99.00	\$59.00(32k1d)	\$149.00	\$8.00
Soft-Screen	\$69.00(48k1d)	\$99.00	\$75.00(48k1d)	\$99.00(P&T)	\$15.00
Soft-Text	\$69.00(48k1d)	\$99.00	\$75.00(48k1d)	\$99.00	\$15.00
both	\$129.00	\$179.00	\$139.00	\$179.00	\$25.00
Ratfor	\$49.00(48k2d)	\$99.00	\$59.00(48k1d)	\$99.00	
PP-Ratfor	\$30.00(48k2d)	\$49.00	\$34.00	\$49.00	
both	\$74.00(48k2d)	\$139.00	\$84.00	\$139.00	\$15.00

IMPORTANT: Specify computer model, operating system, memory size, and number of drives when ordering! For CP/M, currently only 8" single density CP/M versions available. Please inquire about other CP/M disk formats. All TRS-80 versions available. Manual only orders can be applied to final purchase. CP/M prices are introductory.

Orders sent postpaid by first class mail. Terms: Cash, check, money order, VISA, or Master Card. NM residents add 4% tax.

Proofreader, Grammatik, Soft-Screen, and Soft-Text are trademarks of Aspen Software.

**trademark of Digital Research

*trademark of Tandy Corp.



ASPEN SOFTWARE COMPANY™

P.O. Box 339-H Tijeras, NM 87059 (505) 281-1634


```

120 CLEAR 10000
130 DEFINT A-Z
140 DIM A$(100)
150 DIM B$(100)
160 LC=1
170 DEF FN T$=STRING$(64, 61)
180 CLS
190 PRINT TAB(15)"Newdos/80 (tm) -- Chain File Builder"
200 PRINT FN T$;
210 PRINT"<1> Create/Add to File"
220 PRINT"<2> Edit File"
230 PRINT"<3> List File"
240 PRINT"<4> Save File to Disk"
250 PRINT"<5> Load File From Disk"
260 PRINT"<6> Return to DOS"
270 PRINT"<7> Exit Program"
280 IF A$(1)<>" THEN PRINT @ 960, USING"Current File In
Buffer : %      % No. Lines = ###";F$; LC;
290 PRINT @ 640,"Select Option... "
300 ON INSTR (" 1234567",INKEY$)GOTO 310, 320, 930, 2070,
2480, 2630, 2890, 3380
310 GOTO 300
320 IF A$(1)<>" THEN CLS: PRINT"TEXT IN BUFFER !!!!":
PRINT"<A> dd to Current File": PRINT"<C> lear Text Buffer for
New File": PRINT"<E> xit to Main Menu" ELSE 380
330 ON INSTR (" AaCcEe",INKEY$)GOTO 340, 350, 350, 370, 370,
180, 180
340 GOTO 330
350 LC=LC+1
360 GOTO 480
370 RUN
380 CLS
390 PRINT"CREATE FILE"
400 PRINT FN T$;
410 LINE INPUT"Name of File (DEFAULT = CHAIN/JCL) ? ";F$
420 IF F$="" THEN F$="CHAIN/JCL" ELSE IF RIGHT$(F$, 3)<>"JCL"
THEN F$=F$+"/JCL"
430 GOSUB 3480
440 LINE INPUT"Save File On Drive 0,1,2,3 (DEFAULT = DRIVE 0)
? ";DN$
450 IF DN$="" THEN DN$="0": GOTO 470
460 IF (DN$<"0" OR DN$>"3") THEN 440
470 F$=F$+"." +DN$
480 CLS
490 PRINT"CREATE FILE : ";F$
500 PRINT FN T$;
510 GOSUB 2990
520 GOSUB 3050
530 PRINT STRING$(64, 61);
540 FOR T=9 TO 14
550 PRINT @ T*64, USING"OPTION ## >> ";LC;
560 ON INSTR (" 12345Ee",INKEY$)GOTO 570, 580, 640, 700, 760,
820, 870, 870
570 GOTO 560
580 PRINT @ T*64, CHR$(30)"Display >> ";
590 LINE INPUT A$(LC)
600 IF A$(LC)="" THEN 580
610 A$(LC)=CHR$(131) + A$(LC)
620 B$(LC)="DISPLAY"

```

```

630 GOTO 890
640 PRINT @ T*64, CHR$(30)"Pause >> ";
650 LINE INPUT A$(LC)
660 IF A$(LC)="" THEN 640
670 A$(LC)=CHR$(129) +A$(LC)
680 B$(LC)="PAUSE"
690 GOTO 890
700 PRINT @ T*64, CHR$(30)"Sect.ID >> ";
710 LINE INPUT A$(LC)
720 IF A$(LC)="" THEN 700
730 A$(LC)=CHR$(128) +A$(LC)
740 B$(LC)="SECT ID"
750 GOTO 890
760 PRINT @ T*64, CHR$(30)"Remark >> ";
770 LINE INPUT A$(LC)
780 IF A$(LC)="" THEN 760
790 A$(LC)=CHR$(130) +A$(LC)
800 B$(LC)="REMARK"
810 GOTO 890
820 PRINT @ T*64, CHR$(30)"Command >> ";
830 LINE INPUT A$(LC)
840 IF A$(LC)="" THEN 820
850 B$(LC)="COMMAND"
860 GOTO 890
870 LC=LC-1
880 GOTO 180
890 LC=LC+1
900 NEXT
910 PRINT @ 576, CHR$(31)
920 GOTO 540
930 IF A$(1)="" GOSUB 3440
940 N1=0
950 N2=0
960 NC=0
970 CLS
980 PRINT"EDIT CHAIN FILE : ";F$
990 PRINT @ 40,"# LINES =";LC
1000 PRINT FN T$;
1010 PRINT"<1> Change Text Line(s)"
1020 PRINT"<2> Delete Text Line(s)"
1030 PRINT"<3> Insert Text Line(s)"
1040 PRINT"<4> Return to Main Menu"
1050 PRINT
1060 PRINT"Select Option... "
1070 ON INSTR (" 1234",INKEY$)GOTO 1080, 1090, 1280, 1610,
180
1080 GOTO 1070
1090 PRINT @ 128, CHR$(31)"";
1100 GOSUB 2990
1110 PRINT FN T$;
1120 G$=""
1130 PRINT @ 512, CHR$(31)USING"Enter Line No. To Change
(1 - ##) or <ENTER> To Exit > ";LC;
1140 LINE INPUT G$
1150 IF G$="" THEN 970
1160 G=VAL(G$)
1170 IF (G=0 OR G>LC) THEN 1120
1180 PRINT @ 512, CHR$(31)"Line";G;"Reads >> ";
1190 IF ASC(LEFT$(A$(G), 1))>127 THEN PRINT MID$(A$(G), 2)

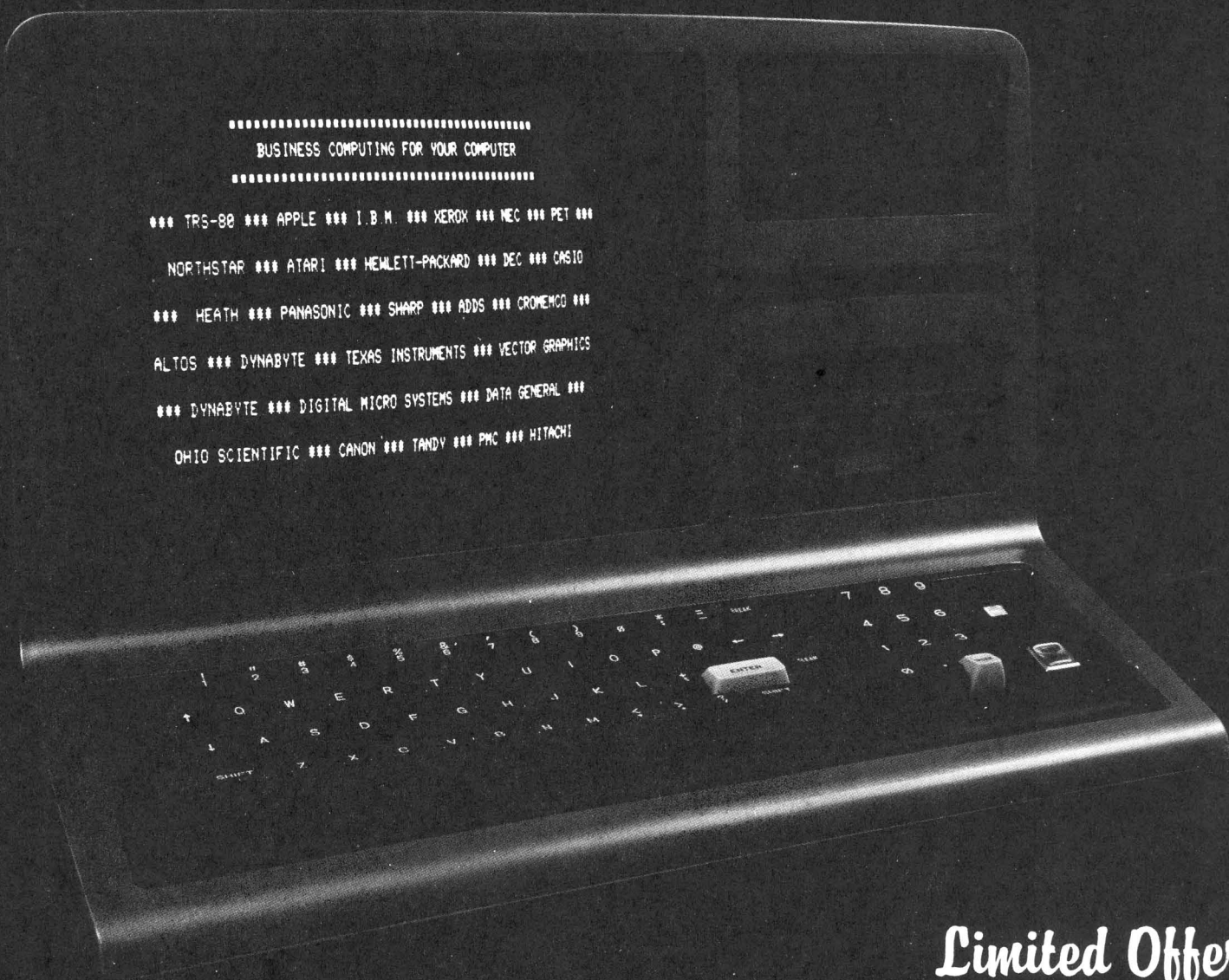
```

BUSINESS COMPUTING™

**THE NEW PUBLICATION
FOR SERIOUS SMALL BUSINESS
COMPUTER USERS**

**LEARN HOW TO REALLY USE YOUR COMPUTER
THE TRUTH ABOUT SOFTWARE
& NEW COMPUTERS & RELATED PRODUCTS**

PUBLISHED BY :COMPUTRONICS:



.....
BUSINESS COMPUTING FOR YOUR COMPUTER
.....

*** TRS-80 *** APPLE *** I. B. M. *** XEROX *** NEC *** PET ***
NORTHSTAR *** ATARI *** HEWLETT-PACKARD *** DEC *** CASIO
*** HEATH *** PANASONIC *** SHARP *** ADDS *** CROMENCO ***
ALTOS *** DYNABYTE *** TEXAS INSTRUMENTS *** VECTOR GRAPHICS
*** DYNABYTE *** DIGITAL MICRO SYSTEMS *** DATA GENERAL ***
OHIO SCIENTIFIC *** CANON *** TANDY *** PMC *** HITACHI

Limited Offer

TIRED OF GAMES?... Don't understand your computer?...
Can't understand the difference between RAM and ROM?..
Are Computer Magazines and Manuals over your head?

SUBSCRIBE TO BUSINESS COMPUTING™

Make your computer work for you in your business...Choose the right computer...Learn the limits of your computer...The truth about Business Software.

SUBSCRIBE TO BUSINESS COMPUTING™ NOW!

And receive the next 12 Issues at less than half our regular subscription price.

1 YEAR (12 Issues) \$48.00 (\$120 - Regular Price)
2 YEARS (24 Issues) \$72.00 (\$240 - Regular Price)

:COMPUTRONICS:
MATHEMATICAL ALPHABETICAL INDEX

*** ADD \$12/YEAR ***
(Canada & Mexico)
*** ADD \$24/YEAR ***
(To All Other Countries)

50 N. PASCACK ROAD
SPRING VALLEY, NEW YORK 10977

*** ALL PRICES AND SPECIFICATIONS SUBJECT TO CHANGE***

**NEW TOLL-FREE
ORDER LINE
(OUTSIDE OF N.Y. STATE)
(800) 431-2818**



**24 HOUR
ORDER
LINE**
(914) 425-1535



```

ELSE PRINT A$(G)
1200 PRINT @ 640,"REPLACEMENT Option (<ENTER> Cancels) >> "
1210 I$=INKEY$
1220 IF I$="" THEN 1210
1230 IF I$=CHR$(13) THEN 930
1240 GOSUB 3070
1250 PRINT @ 960,"Do Again (Y/N)?";
1260 ON INSTR(" YyNn",INKEY$)GOTO 1270, 1120, 1120, 930, 930
1270 GOTO 1260
1280 N1$=""
1290 N2$=""
1300 CLS
1310 PRINT"DELETE TEXT LINES"
1320 PRINT @ 40,"# LINES =";LC
1330 PRINT FN T$;
1340 PRINT @ 128, CHR$(31)USING"Starting Line ( 1 - ##) or
<ENTER> To Exit > ";LC;
1350 LINE INPUT N1$
1360 IF N1$="" THEN 970
1370 N1=VAL(N1$)
1380 IF N1=LC THEN 1460
1390 IF N1>LC THEN 1340
1400 PRINT @ 192, USING"Ending Line (## - ##) or <ENTER>
To Exit > ";N1+1; LC;
1410 LINE INPUT N2$
1420 IF N2$="" THEN 970
1430 N2=VAL(N2$)
1440 IF(N2>LC OR N2<N1) THEN 1400
1450 IF(N2=LC AND N1=1) THEN PRINT: PRINT"ENTIRE FILE WILL BE
DELETED !!!"
1460 PRINT @ 960,"Okay To Delete (Y/N) ?";
1470 ON INSTR(" YyNn",INKEY$)GOTO 1480, 1490, 1490, 930, 930
1480 GOTO 1470
1490 IF(N2=LC AND N1=1) THEN 120
1500 FOR A=N1 TO N2
1510 A$(A)=" "
1520 B$(A)=" "
1530 NEXT
1540 NC=1
1550 FOR A=1 TO LC
1560 IF A$(A)<>" " THEN A$(NC)=A$(A): B$(NC)=B$(A): NC=NC+1:
NEXT ELSE NEXT
1570 LC=NC-1
1580 PRINT @ 960,"Deletion Completed ... ";
1590 GOSUB 3410
1600 GOTO 940
1610 N3$=""
1620 N4$=""
1630 CLS
1640 PRINT"INSERT TEXT LINES"
1650 PRINT @ 40,"# LINES =";LC
1660 PRINT FN T$;
1670 GOSUB 2990
1680 PRINT FN T$;
1690 PRINT @ 512, CHR$(31)USING"Start Inserting at Line No.
( 1 - ##) or <ENTER> To Exit > ";LC;
1700 LINE INPUT N3$
1710 IF N3$="" THEN 930
1720 N3=VAL(N3$)
1730 IF N3>LC THEN 1690
1740 PRINT @ 576, CHR$(31)"No. of Insertions To Make (<ENTER>
Defaults to 1) > ";
1750 LINE INPUT N4$
1760 IF N4$="" THEN N4=1 ELSE N4=VAL(N4$)
1770 PRINT"Line(s) will be inserted before this line."
1780 PRINT
1790 PRINT USING"### % % ...";N3; B$(N3);
1800 IF ASC(LEFT$(A$(N3), 1))>127 THEN PRINT MID$(A$(N3), 2)
ELSE PRINT A$(N3)
1810 PRINT @ 960,"Okay To Insert (Y/N)?";
1820 ON INSTR(" YyNn",INKEY$)GOTO 1830, 1840, 1840, 940, 940
1830 GOTO 1820
1840 PRINT @ 512, CHR$(31)USING"## Insertion(s) To Be Made
Starting At Line ###";N4; N3
1850 NC=LC+N4
1860 UC=NC
1870 FOR A=LC-N3+1 TO 1 STEP -1
1880 A$(NC)=A$(NC-N4)
1890 B$(NC)=B$(NC-N4)
1900 NC=NC-1
1910 NEXT
1920 FOR G=N3 TO N3+N4-1
1930 A$(G)=" "
1940 B$(G)=" "
1950 PRINT @ 640, CHR$(31)"INSERTION #";UN+1;"OPTION ? >>"
1960 I$=INKEY$
1970 IF I$="" THEN 1960
1980 IF I$=CHR$(13) THEN 930
1990 GOSUB 3070
2000 UN=UN+1
2010 NEXT
2020 UN=0
2030 LC=UC
2040 PRINT @ 960,"Insertion Completed ...";
2050 GOSUB 3410
2060 GOTO 940
2070 IF A$(1)=" " GOTO 3440
2080 CLS
2090 PRINT"LIST TEXT FILE"
2100 PRINT FN T$;
2110 PRINT"<P> rinted Listing"
2120 PRINT"<V> ideo Listing"
2130 PRINT
2140 PRINT"Select Option ... "
2150 ON INSTR(" VvPp",INKEY$)GOTO 2160, 2170, 2170, 2280,
2280
2160 GOTO 2150
2170 BC=0
2180 CLS
2190 PRINT"FILE LISTING : ";F$
2200 PRINT FN T$;
2210 FOR A=1 TO LC
2220 PRINT USING"### % % ...";A; B$(A);
2230 IF ASC(LEFT$(A$(A), 1))>127 THEN PRINT MID$(A$(A), 2)
ELSE PRINT A$(A)
2240 BC=BC+1
2250 IF BC=12 THEN 2380
2260 NEXT


```

```

2270 GOTO 2460
2280 PRINT @ 448,"Ready Printer and Press Any Key"
2290 IF INKEY$="" THEN 2290
2300 IF PEEK(14312)<63 THEN 2280
2310 LPRINT"CHAIN FILE NAME ..... ";F$
2320 LPRINT STRING$(40,"=")
2330 FOR A=1 TO LC
2340 LPRINT USING"### % % ...";LC; B$(A);
2350 IF ASC(LEFT$(A$(A), 1))>127 THEN LPRINT MID$(A$(A), 2)
ELSE LPRINT A$(A)
2360 NEXT
2370 GOTO 180
2380 IF BC=12 AND A=LC THEN 2460
2390 PRINT @ 960,"PRESS <C> TO CONTINUE <Q> TO QUIT";
2400 I$=INKEY$
2410 IF I$="" THEN 2400
2420 IF I$="C" THEN 2440
2430 IF I$="Q" THEN 180 ELSE 2400
2440 PRINT @ 128, CHR$(31)"";
2450 GOTO 2260
2460 PRINT @ 960,"PRESS ANY KEY FOR MAIN MENU";
2470 IF INKEY$="" THEN 2470 ELSE 180
2480 IF A$(1)="" GOTO 3440
2490 CLS
2500 PRINT"SAVING FILE TO DISK : ";F$
2510 PRINT FN T$;
2520 PRINT"Insert disk in drive ";DN$;" and press <ENTER>"
2530 IF INKEY$ <CHR$(13) THEN 2530
2540 OPEN"O",1, F$
2550 FOR A=1 TO LC
2560 PRINT#1, A$(A)
2570 PRINT @ 576, CHR$(30)A$(A)
2580 NEXT A
2590 PRINT @ 576, CHR$(30)"PROGRAM SAVED ON DISK..."
2600 CLOSE
2610 GOSUB 3410
2620 GOTO 180
2630 IF A$(1)<>"" THEN CLS: PRINT"TEXT IN BUFFER...WISH TO
CLEAR (Y/N)???" ELSE 2700
2640 ON INSTR(" YyNn",INKEY$)GOTO 2650, 2660, 2660, 180, 180
2650 GOTO 2640
2660 CLEAR 10000
2670 DIM A$(100), B$(100)
2680 LC=1
2690 DEF FN T$=STRING$(64, 61)
2700 ON ERROR GOTO 2930
2710 CLS
2720 PRINT"LOADING FILE FROM DISK"
2730 PRINT STRING$(64,"=");
2740 LINE INPUT"Enter Filename Please > ";F$
2750 IF RIGHT$(F$, 3)<"JCL" THEN F$=F$+"/JCL"
2760 GOSUB 3480
2770 ON ERROR GOTO 2930
2780 OPEN"I",1, F$
2790 LINE INPUT#1, A$(LC)
2800 IF ASC(LEFT$(A$(LC), 1))=131 B$(LC)="DISPLAY": GOTO 2850
2810 IF ASC(LEFT$(A$(LC), 1))=129 B$(LC)="PAUSE": GOTO 2850
2820 IF ASC(LEFT$(A$(LC), 1))=128 B$(LC)="SECT ID": GOTO 2850
2830 IF ASC(LEFT$(A$(LC), 1))=130 B$(LC)="REMARK": GOTO 2850
2840 B$(LC)="COMMAND"
2850 PRINT @ 576, CHR$(30)A$(LC)
2860 IF EOF(1)CLOSE: PRINT @ 576, CHR$(30)"PROGRAM READ INTO
BUFFER...": GOSUB 3410 : ON ERROR GOTO 0: GOTO 180
2870 LC=LC+1
2880 GOTO 2790
2890 CLS
2900 PRINT"RETURNING TO DOS"
2910 CMD"S"
2920 END
2930 CLS
2940 PRINT"File Not Found ... Try Again (Y/N)?"
2950 ON INSTR(" YyNn",INKEY$)GOTO 2960, 2970, 2970, 2980,
2980
2960 GOTO 2950
2970 RESUME 2700
2980 RESUME 180
2990 PRINT TAB(15)"OPTION <1> - Display a Message"
3000 PRINT TAB(15)"OPTION <2> - Chain Pause / Display
Message"
3010 PRINT TAB(15)"OPTION <3> - Section Identifier"
3020 PRINT TAB(15)"OPTION <4> - Remark or Comment Line"
3030 PRINT TAB(15)"OPTION <5> - DOS/LEVEL II Command"
3040 RETURN
3050 PRINT TAB(15)"OPTION <E> - Exit This Mode"
3060 RETURN
3070 ON INSTR (" 12345",I$) GOTO 3080, 3090, 3150, 3210,
3270, 3330
3080 GOTO 3070
3090 PRINT @ 640, CHR$(30)"Display >> ";
3100 LINE INPUT A$(G)
3110 IF A$(G)="" THEN 3090
3120 A$(G)=CHR$(131) +A$(G)
3130 B$(G)="DISPLAY"
3140 RETURN
3150 PRINT @ 640, CHR$(30)"Pause >> ";
3160 LINE INPUT A$(G)
3170 IF A$(G)="" THEN 3150
3180 A$(G)=CHR$(129) +A$(G)
3190 B$(G)="PAUSE"
3200 RETURN
3210 PRINT @ 640, CHR$(30)"Sect.ID >>";
3220 LINE INPUT A$(G)
3230 IF A$(G)="" THEN 3210
3240 A$(G)=CHR$(128) +A$(G)
3250 B$(G)="SECT ID"
3260 RETURN
3270 PRINT @ 640, CHR$(30)"Remark >> ";
3280 LINE INPUT A$(G)
3290 IF A$(G)="" THEN 3270
3300 A$(G)=CHR$(130) +A$(G)
3310 B$(G)="REMARK"
3320 RETURN
3330 PRINT @ 640, CHR$(30)"Command >> ";
3340 LINE INPUT A$(G)
3350 IF A$(G)="" THEN 3330
3360 B$(G)="COMMAND"

```

continued on page 55



PRINTER STANDS


End the mess of paper from your desktop printer. Paper is fed from under the printer and allowed to stack neatly behind your machine. Made from the highest quality clear plexiglass, this is a handsome addition to home or office. Available in two sizes - Regular for printers such as MX-80, Microline80, etc. or Large for printers such as MX-100, DataRoyal, DWII etc. Available with extra shelf for quick and easy forms change.

Regular \$24.95
 Large \$29.95
 Extra Shelf \$ 9.95

MODEL III EXTERNAL DISK DRIVE CASE

When you add disk drives to your Model III TRS-80, put them in the case that was designed for the Model III. This drive case is essential for the office where novice users can become confused with a combination of horizontal and vertical drives. Comes complete with mounting hardware and power supplies for two disk drives and 2 drive cable. Available with and without drives.

Case without drives \$179.95
 Case w/1 40 track drive \$429.95
 Case w/2 track drives \$654.95



MX-80 RIBBON RELOAD

Replace your worn MX-80 Ribbon with a new, fresh high quality black cloth ribbon. Easy to load in your cartridge. You save over \$10.00 compared to purchasing a new cartridge! Complete with easy to follow instructions. Each ribbon individually sealed in plastic bag for long life.

\$3.95 each, 12 for \$39.95, 25 for \$74.95
 (COMING SOON . . . COLOR RELOADS!!!)

MODEL III DISK UPGRADE

Upgrade your cassette Model III to disks with this easy to use controller kit from Micro Mainframe! Kit is complete with Controller Board, Switching Power Supply (for 2 internal drives), and complete mounting hardware (for 2 internal drives) and instructions. Just add drives! Supports single or double headed drives!

Complete kit \$279.95

(CALL FOR LOW, LOW DISK DRIVE AND COMPLETE SYSTEM PRICES!)



171 Hawkins Road
 Centereach, New York 11720

(516) 981-8568 (Voice)
 (516) 588-5836 (Data)
 MNET-70331, 105



Dealer Inquiries Welcome

Add \$2.00 S & H
 NYS res. add appr. tax

UNITERM

'The Universal Terminal Program'

The FIRST and ONLY terminal program for both the Model I and Model III TRS-80 computers. Written by Pete Roberts, this program will soon become the standard of terminal software. Unique features include a Handsome binder with over 75 pages of instructions and examples. Free upgrade policy using local Bulletin Boards and MicroNET. Expanded functions such as 'Type to buffer', 'Display Buffer', Define Auto logon, polling, signon, and connect messages! Requires 32K disk system. Only **\$79.95**

ST80III, OMNITERM, SMART80, SMARTIII owners!!! Upgrade to 'UNITERM'! Send your ORIGINAL program disk and receive 'UNITERM' for only **\$29.95!!**

CONNECTION-80 BBS

Run your own Computer Bulletin Board. This software package when combined with your Model I or Model III TRS-80 and an Auto Answer Modem will convert your computer into a mini-times share system. Functions include message leaving, both public and private, message retrieving, Bulletins, Downloading, merchandise, product ordering, chat, etc. This is a full feature system, and well known for excellence among modem users. Only **\$199.95**

NEWDOS/80 OPERATING SYSTEM

The Hottest Disk Operating System for the TRS-80 Model I and III. Version 2.0 with full single and double density support, allows the use of and combination of disk drives types and densities. Full Double density support when used with a Doubler. On the Model I, you can read and write Model III compatible data disks. On the Model III, you can write Model I single or double density data disks for use on the Model I. Includes: Expanded directories, dynamic basic merge and delete, selective variable clearing, enhanced basic editing, Enhanced chaining functions, Superzap utility, Disk enhanced editor assembler and disassembler, and much more. Special Price, **\$139.95**

M-ZAL

This is the most powerful Editor Assembler for the TRS-80 ever written. Features a full screen editor, a menu driven assembler, and an interactive linker which allows the linking of /CMD and /RLD files. Files can be loaded to Disk or Tape! Assembly Language programs like Dick Balcom, and Pete Robert claim that this is the best Editor Assembler on the market! Special Price, **\$129.95**

THE COPYRIGHT KIT

A self-instruction booklet on copyrighting the computer software you write. Includes step by step instructions, sample forms, as well as discussions of copyrights, patents and trade secrets, your rights secured by copyrights, legal remedies upon infringements, material not copyrightable and MUCH MORE! Written by Attorneys. Published by National Attorneys Publications and distributed exclusively through B.T. Enterprises. IF YOU EVER WROTE A COMPUTER PROGRAM, YOU NEED THIS BOOK! **\$12.95**

COPY III

This Model III Utility, written by Dick Balcom, allows you to load system tapes into your computer at either 500 or 1500 Baud and then copy them onto a new tape at either 500 or 1500 Baud. Includes 10 page instruction manual, **\$9.95**

CASOP

The CASOP utility by Paul Spoltore allows you to copy system tapes, find load locations, check for hidden messages, modify program blocks, relocate program blocks, and merge two tape programs together. A sort of 'SUPERZAP' for tape users, **\$24.95**.

MODEL I DISK DRIVE CASES

Clear Cases for your model I disk drives, complete with power supply for 5-1/4 inch disk drives.

Single Drive Case	\$79.95
Dual Drive Case	\$109.95
Triple Drive Case	\$139.95
Quad Drive Case	\$169.95
Smoked Plexiglass Cases, Add 5.00/per drive	

LYNX MODEMS

The finest Auto Answer/Dial Modem on the market! This is a direct connect modem for your model I or III. Does not require an RS232-C interface in your computer! Season Special, ~~\$299.95~~ **\$249.95**

AMBER EASE

Amber filter for your computer. Amber has been shown to be the easiest on the eyes. Easy to install. (Shown on computer above.) Season Special, All TRS-80 Models, **\$19.95**

TIC-TOC-80 MICROCLOCK

A microclock for your TRS-80 Model I. Gives your computer the correct time and date on powerup. Clock is maintained on a lithium battery for long life. Plugs onto the I/O Buss of the TRS-80 Model I and does not require any modifications for most computers. Complete with extensive documentation and a disk with utilities. SPECIAL NOW AVAILABLE IN KIT FORM!

Complete assembled and tested	\$99.95
Kit with P/C board, parts and instructions	\$59.95
Kit with P/C board, parts list and instructions	\$19.95

OTHER MYSTERIES

We carry the full line of IJG 'Other Mysteries' books at discount prices. These books are a must for computer users.

TRS-80 Disk and Other Mysteries	\$22.50 \$19.95
Basic Decoded and Other Mysteries	\$29.95 \$26.95
Custom TRS-80 and Other Mysteries	\$29.95 \$26.95
Basic Faster & Better	\$29.95 \$26.95

DISK BULK ERASER

Use this handy, portable, non-electric disk bulk eraser anywhere you need it. No need for power, as this unit needs no electricity to function. No user should be without one. Available for the amazing low price of **\$4.95**.


DISK STORAGE BINDER

This is a handy 3 ring binder that folds flat for easy use. Complete with 10 plastic pages to store your disks. (Each page holds 2 disks.) Makes transporting your disks as easy as picking up a book!

Binder and Pages (Limited time special)	\$9.95
Extra disk pages alone. (each)	\$.50

MODEL III MEMORY KIT

This kit is all that you need for easy installation of an additional 16K or 32K in your Model III. Complete with 8 page instruction book that has been hailed as '... The best instructions we have ever seen ...'. High quality 150ns memory chips make this the best kit available.
16K ... **\$44.95** 32K ... **\$79.95**



171 Hawkins Road
Centereach, New York 11720

(516) 981-8568 (Voice)
(516) 588-5836 (Data)
MNET-70331, 105



Dealer Inquiries Welcome

Add \$2.00 S & H
NYS res. add approx. tax

Color Computer Corner

Joseph Rosenman

This Month: Screen Displays

When evaluating the limitations and potentials of a computer system, attention must be paid to both the hardware and the software. The obvious side of the hardware evaluation includes such information as: how much memory, what kind of mass storage (cassette, floppy disk, hard disk, etc.), processor speed (1 MHz, 2 MHz, etc.), and of course, type of processor. There are many additional questions that could be asked. The correct matching of the hardware abilities with the "computing application" can often prove to be of critical importance. Most Personal Computers (such as the TRS-80 line) allow a large measure of flexibility in the type of hardware used in the construction of the system. One reason this is so lies in the power of the software included with the system. If you put the Model 1 and Color Computer next to each other for comparison, there are only two significant similarities: they both are manufactured by Radio Shack, and they both include Microsoft Basic.

Are all BASICs alike? Unfortunately (or fortunately), no. BASIC is an acronym for Beginners All Purpose Symbolic Instruction Code. This language was invented (I believe) sometime in the 1960s by Dr. John Kemeny at Dartmouth College. BASIC is an "interpretive" language (as opposed to compiled, assembled, or translated languages). This means that every time a statement (whether entered directly or via program execution) is encountered, it must be interpreted. In a compiled language (such as FORTRAN or PASCAL), the statements are examined and converted into machine code (remember, computers ONLY understand machine code). When running compiled languages, there are always at least two steps involved in the "running" of the program. First, the "source" program must be compiled into an "object" module. Then, the object module must be executed. (Often, there is a middle step where the object module has to be "loaded" into a specific memory configuration. The result of a load, or link-load if several modules are being combined, is known as a "load" module. Thus, a single program might have a source file, an object module, and a load module.)

What is the advantage of such a complicated method of running a program? Speed and flexibility. A Fortran program will run much faster than a Basic program. When the Basic interpreter examines a line of code, it takes as much time to "understand" what the line means whether it is the first time or the one thousandth time that the line is executed! The Basic

interpreter is full of separate machine language goodies that understand discrete portions of Basic code. A single line of code might access tens or even hundreds of machine language routines before it is "executed".

So what's so good about Basic? Like everything else, there are advantages and disadvantages in using Basic. Basic is conversational, and therefore easy to use (especially for beginning computer users). Also, each Basic program requires only one file: the source code. Imagine the mess involved in compiling, loading, and executing a Fortran program on a computer without a disk. With Basic, you can easily run with a non-disk system. This means that computer systems built around Basic as the primary software can also be inexpensive (since a disk system is strictly an option).

So what's so bad about Basic? It's very slow. Also, the source code in Basic is entirely un-structured. (The topic of structured programming is far removed from the topic of this column. Structured programming has to do with the way code is organized, and the way and types of data structures allowed. The only structures present in Basic are the IF/THEN/ELSE and the FOR/NEXT structures. Pascal is an example of a highly structured language.)

How is it possible for BASIC to run on both the Model 1 and the Color Computer, when the Model 1 is a Z80-based computer and the Color Computer is a 6809-based computer? It isn't done with mirrors, I can assure you! The BASICs in both computers expect the same kind of input (source code), and produce the same results. The difference lies in the fact that the BASIC in the Model 1 is written in Z80 machine language, while the BASIC in the Color Computer is written in 6809 machine language. BASIC is a machine language program that expects BASIC source code as its input. Consider an analogy: if either a Frenchman or an Englishman are thirsty, they will ask for a glass of water. Even though English and French are different languages (like BASIC or FORTRAN), both requests will get the same results: a drink. If you have two Englishmen together, however, one may ask for the drink, while the other might write the request down. Both are in English, and both elicit the same result. The difference lies in the medium. If you view speech and writing as two different types of communication, you will see how the analogy works in the case of two different computers. The problem is that the two Basics are usually not exactly alike. This can either be as a result of physical differences between the computers

ALL HARDWARE Model I Lowercase

TRS-80 is a Trademark of Tandy Corp.

DUALCASE

UPPER/lowercase, full time from power-up; **NO** software; Standard typewriter keyboard operation (shift to UPPERCASE); Control characters can be displayed; 128 Total character set plus full graphics.

ELECTRONIC SHIFT-LOCK

No extra keys or switches. Simply tap either shift key, UPPERCASE lock, normal shift unlocks.

DEBOUNCE

If dirty keys are a problem, this is for you.

BLOCK CURSOR


Easier to locate on a full screen.

SHORT CASSETTE LEADER

For tape based systems.

SWITCHABLE

Disable from keyboard



"THE PATCH" is a trademark of CECDAT, INC.

"THE PATCH" is compatible with any word processor, any DOS and also other languages which use ROM sub-routines.

"THE PATCH" unit plugs into the ROM sockets (does not replace existing ROM). Lowercase does require installation of the extra video RAM (supplied with "THE PATCH").

Detailed instructions guide even the most inexperienced owner to complete installation in about 30 minutes.

Assembled and tested \$127.00

Texas residents add 5% sales tax.

WHEN ORDERING SPECIFY "Mem Size" "Memory Size"

To order, send payment plus \$2.00 shipping and handling

HACKS P. O. BOX 12963
HOUSTON, TEXAS 77017

713 455 3276

"THE PATCH" is covered with a one year limited warranty on materials and workmanship. (Does void Radio Shack's 90 day warranty).

(hardware differences), or the degree of "completeness" in the particular version of Basic.

There is a tremendous amount of software in Basic which is readily available to the personal computer user. Unfortunately, if the Basic was written for some other computer, there may well be subtle differences between the two versions. Over the next few columns, I will be explaining how to "correct" other BASICs for use on the Color Computer. To begin, my primary source will be the Model 1. The reason for this choice is that *Computronics* includes much Basic software for the Model 1 in the past, and (I believe that) most Color Computer owners who have another computer probably own a Model 1 or Model 3. This month's topic is screen display.

One instruction in Basic is PRINT @. PRINT @ causes printing to occur at a specific screen location. The Color Computer screen is 32 characters across by 16 lines. This means that there are a total of 512 screen locations (numbered from 0 to 511). The Model 1 screen is 64 characters by 16 lines. The total on the Model 1 is 1024 characters (numbered 0 to 1023). In order to convert the PRINT @ value from Model 1 to Color Computer, use the formula Color Computer = INT(Model 1 / 2). Obviously, Model 1 programs that require the use of the entire line will require re-formatting. The Model 1 also has a 32 character per line

mode. In this mode, only even numbered PRINT @s are valid. In this case, the above formula will work without a hitch.

Another way of getting information onto the screen is to use the POKE function to write the number directly into Video RAM. In the Model 1, Video RAM begins at Hex 3C00 (or decimal 15360). The Color Computer Video Ram begins at Hex 400 (or decimal 1024). In principle, it is possible to transpose values from Model 1 down to color computer, but there are several rules that must be observed:

(1) If the Model 1 POKES are outside of the range of 15360 to 16384, they ARE NOT TO VIDEO RAM. This means that these POKES cannot be adapted to the Color Computer.

(2) For every two positions on the Model 1, combine into 1 position on the color computer.

Observe the following sample of code below:

```
FOR I=15360 TO 15360+512 : POKE I,48 : NEXT I
```

```
FOR I=1024 TO 1024+256 : POKE I,48 : NEXT I
```

The first example is for the Model 1, and the second for the Color Computer. They both will fill the top half of the screens with zeros. Consider the case shown below:

```
FOR I=15360 TO 15360+64 : POKE I,48 : NEXT I
FOR J=I TO I+64 : POKE J,49 : NEXT J
```

```
FOR I=1024 TO 1024+32 : POKE I,48 : NEXT I
FOR J=I TO I+64 : POKE J,49 : NEXT J
```

Again, the first example is for the Model 1, and the second is for the Color Computer. This code will fill the first line with zeros, and the second lines with ones. One further note: if you are POKEing values above 127, the two computers display graphics differently (see the discussion below). Graphic codes will most likely require modification. The Color Computer also has Video RAM above 1535. This RAM is used for the Extended Graphics. Since there is no corresponding "hardware" function in the Model 1 (or most other computers), there is no code that could be translated into Color Computer Basic.

The last function I will discuss is the SET function. In the Color Computer, each "block" that can be SET or RESET is 2 by 2. This means that there are 64 horizontal by 32 vertical points that can be addressed. In addition, each 2 by 2 block can be one of 8 different colors. The Model 1 uses a 2 by 3 format (but, of course, all one color). Therefore, the Model 1 has 128 horizontal by 48 vertical points that can be addressed. The total points on the Color Computer is 2048, while the Model 1 has 6144. In some cases, these graphic blocks are used to form extremely complex shapes. It will often prove very difficult to translate them in a simple fashion. Understanding the way they work will, however, assist the programmer in re-writing the code for the Color Computer. The SET command on the Model 1 has 2 fields, specifying the vertical and horizontal locations.

The Color Computer has a third field indicating the color. The SETs on the Model 1 form the different graphic codes between 128 and 191. The codes between 192 and 255 are space compression codes. 192=0 spaces, 193=1 space, 194=2 spaces, ... 255=63 spaces. On the Color Computer, all the codes from 128 to 255 are reserved for graphic blocks, and there are no space compression characters. You can replace space compression characters by using: STRING\$(#-192," ") where # equals the compression code. The Color Computer also has a PSET command. This operates very much like the SET, except that it SETs a block in the graphic RAM rather than in the text RAM. The PSETs have various different resolutions depending on the PMODE in effect. When altering Model 1 SETs into Color Computer SETs, remember to add the third parameter (for color selection).

In general, it is easy to convert the screen output from one computer to another. The greatest problem occurs in cases where the screen size changes (such as Model 1 64 across to Color Computer 32 across). The discussions about PRINT @, POKE, and SET describe the more difficult problems involved in "transporting" code from one computer to another. It is an unfortunate fact that some programs simply cannot be adapted to another machine because they make critical use of functions specific to the machine they were written for. Usually, you will find that a program can easily be adapted to the Color Computer with a small effort in translation.

Joseph Rosenman
35-91 161 Street, Apt. 4J
Flushing, NY 11358

5,000,000/20,000,000 BYTES

From Micro Mainframe

10 MEGABYTE HARD DISK DRIVES, with REMOVABLE Cartridges, For Models I / II / III (\$5,995/\$8990).

SERIES III H. Model III with 5,000,000 byte hard disk drive(s) (\$6,995/\$9,095) or add to your Model I/III (\$3,795).

SERIES III F. Model III with a controller board (available separately) and operating system which allows you to start with, or move up to, dual-headed or eight-inch floppys.

From AT-80

GL80 — \$149 — Radio Shack General Ledger 1.1 with over 30 added features; including a general ledger, classified balance sheet, check register and options to use an "automatic" account number or re-do an entry or document.

AR80 — \$199 — Radio Shack Accounts Receivable 1.2 with automatic posting of standard monthly amounts.

GL/M1 — \$49 — Convert your General Ledger 1.1 to GL80. Typical user comment: "Takes half as much time."

AR/M1 — \$49 — Convert your Accounts Receivable 1.2 to AR80. Typical user comment: "Saves hours."

GL/M1 and AR/M1 require proof of purchase of the original programs, or, send a disk copy of the original programs for conversion at no additional charge. Documentation (apply to purchase) — \$5.00 each.

FTDEMO80 — \$12 — Displays and Executes the NEWDOS/80 Appendix A programs/keyboard entries. Requires 32K.

NEWDOS/80 - \$135 LDOS - \$135 EPSON MX-70/80/FT - \$Call FRICTION KIT - \$49

AT-80 3827 Dismount Dallas, Texas 75211 (214) 339-0498

PROGRAM PREVIEWS

A. A. Wicks

This Month: Book Review and Program Update

It doesn't seem so very long ago that finding a good text to self-learn BASIC was a rather difficult task. I recall that when my interest in having my own computer began, I was absolutely intrigued by "Instant BASIC" by Jerald R. Brown. Today, there are literally dozens of texts available for those interested in getting into programming with BASIC, either in a modest way, or as a career. This month, we are going to Preview one of these, and also update a recently reviewed program.

Radio Shack has had published under their aegis (Prentice Hall, Inc. printing), "Introduction to TRS-80 Level II BASIC and Computer Programming," written by Dr. Michael P. Zabinski. This rather long-titled book falls into the classification of being for the beginning programmer up to the more sophisticated, who is looking for review and brushing-up on techniques. The text moves into the subject matter quite rapidly; in fact, the first chapter could have probably been omitted without loss, as only a page and a half is devoted to "Getting Started, The Keyboard, and Communicating

with the Computer." Clearly, unless the reader has already been through the Level I or Model III manual, this quick initial exposure might be discouraging. But with some previous exposure, getting to the subject matter this quickly will please the impatient.

Similarly, the next chapter moves along at a rapid pace, covering numerical and character information, arithmetic functions, hierarchy of operations, and types of variables. Throughout this chapter, and the complete book for that matter, important points to remember are highlighted by gray screening (a good memory aid), and all examples are shown as they might appear on a dot-matrix printer. In addition, each program line is commented upon, not as REM lines, but as full explanations.

Chapter 3 has the reader writing simple programs, and these are little programs that provide a great deal of satisfaction to the newcomer, such as computing interest. Within this chapter, many of the computer operating functions are slyly worked in; for instance, all

CONVERT YOUR SERIAL PRINTER TO PARALLEL

NEW MODEL UPI-3 SERIAL PRINTER INTERFACE MAKES IT POSSIBLE TO CONNECT AN ASCII SERIAL PRINTER TO THE PARALLEL PRINTER PORT ON THE TRS-80.

Software compatibility problems are totally eliminated because the TRS-80 "THINKS" that it has a parallel printer attached. NO MACHINE LANGUAGE DRIVER NEEDS TO BE LOADED INTO HIGH MEMORY BECAUSE THE DRIVER ROUTINE FOR THE UPI-3 IS ALREADY IN THE TRS80 ROM! SCRIPSIT, PENCIL, RSM 2, ST80D, NEWDOS, FORTRAN, BASIC etc. all work as if a parallel printer was in use.


The UPI-3 is completely self contained and ready to use. A 34 conductor edge card connector plugs onto the parallel printer port of the model I Expansion Interface or onto the parallel printer port on the TRS-80 III. A DB25 socket mates with the cable from your serial printer. The UPI-3 converts the parallel output of the TRS-80 printer port into serial data in both the RS232-C and 20 MA. loop formats.



SPEEDWAY ELECTRONICS
Division of Binary Devices
11560 TIMBERLAKE LANE
NOBLESVILLE, IN 46060
(317) 842-5020

TRS 80 is a trademark of Tandy

VISA MasterCard



Switch selectable options include:

- Linefeed after Carriage Return
- Handshake polarity (RS232-C)
- Nulls after Carriage Return
- 7 or 8 Data Bits per word
- 1 or 2 Stop Bits per Word
- Parity or No parity
- ODD or EVEN Parity

**NOW
AVAILABLE
FOR
MODEL II**

UPI-2 for TRS80 Model II	\$149.95
UPI-3 for TRS80 Model I or 3	\$149.95
UPI-4 for use with Model 1 and RS Printer	
Interface Cable (no expansion interface required)	\$159.95
Manual only (may be applied to order)	\$ 5.00
Ten day return privilege — 90 day warranty	
Shipping and Handling on all orders	\$ 4.00
Specify BAUD rate 50-9600 BAUD	

ST80-III The Ultimate Communications Package:

Price \$150.00

This is our top of the line communication package. Full disk support including DOS commands have been implemented. ST80-III™ has been on the market for over two years and has become the standard in TRS-80™ communication. This package has been used in a wide variety of applications including use with:

Addressomultigraph, Compugraphics, Spectrometers, and a wide range of Time-sharing computers.

IBM	CDC	ITEL	Honeywell
DEC	WANG	Prime	Data General
Amdhal	RCA	XEROX	GE
Apple	Heath	Northstar	Altos
Superbrain	PET	Cromemco	HP 2000

The package includes the ST80-III™ smart terminal program and nine other communication utilities: Fully documented with easy to follow instructions, ST80-III™ is by far the best terminal product on the market today. Features:

- 1) User configurable communication tables
- 2) Auto Logon
- 3) Last line repeat
- 4) Formatted video (Page, Scroll & Formatted)
- 5) Direct cursor addressing
- 6) File transfer from disk or to disk
- 7) Printer support
- 8) Echo, Feedback & Veriprompt™ verifies data transmitted
- 9) 110 to 9600 BAUD support
- 10) Remote control of Memory open & close, Printer on & off, Video on & off & auto logon
- 11) Help display
- 12) User definable function keys

Host Communications:

Price \$ 50.00

This program is by far the best HOST program you can buy. It supports the PRINT @ statement for the remote TRS-80™ running any of the ST80™ smart terminal programs. All of the ST80-III™ advanced functions are supported by host allowing easy access via BASIC, Fortran and machine language programs. Host features include:

- 1) User defined RS-232 port addressing
- 2) Definable BAUD rates from 110 to 9600
- 3) Definable break (yes/no)
- 4) Allow line feeds
- 5) Commands:
 - a) Turn on RTS (request to send),
 - b) Turn off RTS,
 - c) Receive data only from terminal,
 - d) Receive data only from host,
 - e) Send data only to host,
 - f) Send data only to terminal,
 - g) Operate in dumb terminal mode,
 - h) Operate in ST80™ mode,
 - i) Check CTS status. (clear to send)

This is a self relocating subroutine that can load anywhere in high memory.

Communications hardware available



SMALL BUSINESS
SYSTEMS GROUP, INC.
6 Carlisle Road
Westford, MA 01886
(617) 692-3800

of the editing functions. The result is rather painless indoctrination. Chapter 4 moves into branching operations, transfer statements and decision-making statements. Flowcharting is described and thoroughly discussed — this is really one of the better discussions of the subject that I have seen. Error functions are covered in similar detail.

Looping, For-Next, subscripted variables, and error-tracing are discussed in Chapter 5, and Read and Data statements are presented in Chapter 6. The latter subject is presented at considerable length here, with numerous examples and short programs being provided. Anyone having difficulties in understanding this phase of programming will find their problems clarified here, I am sure. This chapter also covers graphing techniques, and includes good explanations of Print Using and Print@. Data storage using cassette recorders is mentioned, but disk storage is not.

All of the Library Functions are very adequately covered in Chapter 7, such as INT, RND, ABS, etc. Chapter 8, in explaining Subroutines, provides several practical example programs such as Blinking Display, and Computer-Aided Instruction. Although graphing was previously discussed, Chapter 9 goes further into the subject of Graphics itself as used in Level II, with eleven pages alone devoted to this material. This detailed information in itself places a high value on the usefulness of this text.

Strings, ASCII codes, string function commands, binary-to-decimal conversion, and INKEY\$ are the subjects of Chapter 10, again with many examples supporting the text.

The several Appendixes provide information that may be used frequently for reference — Error Messages, Reserved Words, and an excellent Glossary of Level II and other BASIC commands, instructions and functions; and numerous other programming and data processing expressions. The Commands within the Glossary are indicated in boldface type, with other expressions in italics. To give some idea of the extent of this Glossary, 221 entries have been provided — a miniature reference document in itself.

Overall, this is an excellent text, with a great deal of useful information and guidance provided at a very reasonable price. The author is a professor at Fairfield University, and a consultant to public schools on computer usage. This is reflected in the lucid and succinct manner of textual instruction throughout the book. If I have any criticism at all of this book, it is that there is what might be considered an excess of practice exercises at the end of each chapter. There are several methods of reinforced learning — one way is by the use of explained examples. There are many here, but more would be better. Another way is by work question exercises. This has its place in the classroom, but the average reader of this book is likely to be the new

TRS-80 OWNERS REJOICE!

Our professional quality software development tools let you program your TRS-80 with more ease and power than you ever imagined possible. Programming will become a pleasure when you use our full screen editors. These editors are not just patched up word processors. They have been specially designed to enhance the BASIC and ASSEMBLER programming languages. Our assemblers provide full screen option menus to relieve you of the burden of remembering command names. Combine user oriented features like this with the finest and most extensive documentation in the industry and you will see why programming a TRS-80 is now better than ever.

T-ZAL: TAPE BASED ASSEMBLER: Assemble to memory or tape. Create relocatable SYSTEM tapes! Includes relocating LOADER pgm. 8 character symbols with XREF. Upgrades to disk when you do!
Mod 3 Cat # 1250-20 \$ 49.95

FULL SCREEN PROGRAM TEXT EDITORS: All CAU full screen editors support four way cursor motion and scrolling with user selectable auto repeat and scroll speeds. Totally visual character insert, delete, and change. Block move, copy, delete. Global find and change. Editor for BASIC also provides automatic line renumbering and 26 user-definable macro keys.

For Tape and Disk BASIC:
Mod 1 Cat # 1010-20 \$24.95
Mod 3 Cat # 1210-20 \$29.95

For Mod 1 EDTASM source files:
Tape Cat # 1010-30 \$24.95
Disk Cat # 1010-31 \$34.95
(Disk version shipped on tape.)

M-ZAL: DISK EDITOR/ASSEMBLER: Modular Assembler Language development system includes full screen text editor, multi-pass assembler, and object module linker. Allows 8 character symbols and source file chaining/nesting with *INCLUDE cmd. Full support for relocation and global symbols. Symbol table with cross reference. Req. 32K Disk system.

Mod 1 Cat # 1050-10 \$149.00
Mod 3 Cat # 1250-10 \$149.00

XBUG: DEBUGGING TOOL & MONITOR: Display/Modify memory and regs. Set up to 10 invisible and transparent breakpoints. Multi-speed single step. Load/Copy/Create SYSTEM tapes. Uses only 2.5K and can be dynamically relocated to any address.

Mod 1 Cat # 1020-10 \$19.95
Mod 3 Cat # 1220-10 \$19.95

Note: these products are not available for level 1 machines.

When ordering specify Model, RAM size, # of disks.

Send check, money order, or MC/VISA numbers and expiration date to:

Computer Applications Unlimited
P.O. Box 214, Dept. EEW
Rye, New York 10580

N.Y. State residents add applicable sales tax.

Dealer Inquiries Invited.

 **COMPUTER APPLICATIONS UNLIMITED**
A Div. of CAU, Inc.

Quality • Reliability • Service

*TRS-80 is a TM of Tandy Corp.

owner of a TRS-80 — a person anxious to get involved in programming, but too impatient to wade through pages and pages of exercise questions. Fortunately, solutions are provided in the back of the book. (I would suspect that Dr. Zabinski had it in mind that this text would receive extensive classroom use.) Unlike many computer instruction books written lately, this book is devoid of "cutesy" humor, which is somewhat refreshing, and leaves the impression that this tome is dedicated to the serious learner.

Production quality of this book is excellent — from slick multicolor soft cover, typeset text, to very impressive layout.

I can recommend this book without hesitation if your requirements fall within its scope, which cannot be better stated than in the Preface: "... suitable for the self-learner or for a one-semester introductory course.... It is for the non-specialist who wants to learn to use the TRS-80 effectively."

"Introduction to TRS-80 Level II BASIC and Computer Programming" — Radio Shack Catalog No. 26-2116. \$9.95

* * * *

MICROPROOF UPDATE: Shortly after the review for MICROPROOF was published (September), I received from Cornucopia Software a copy of their latest revision to this very fine spelling/typo checking

program. A good program has been made better by several improvements, and you should know about them.

A new file within MICROPROOF called PRINTDIC now allows editing of the expandable dictionary file. It is merely necessary to call this file and all of the words you have added will be displayed. You now delete, change, or add words to the list and use ADDTODIC to put it all in your dictionary. An impressive way to get your special words into the dictionary at any time, for future checking. (There's always the chance you will learn the spelling of the words just by entering them, too!)

Further, MICROPROOF now displays in context. No longer do you need to puzzle and go on a Global Search with your word processor for some word that you may have forgotten just where it occurred. Or, it might be a "non-word" — I used to keep getting "fr." The phrase, "Display Word in Context" now appears on the screen with the other choices given under "Select Appropriate Response." To get the former, type "?" and the word under consideration will appear across the screen with the line in which it occurs. For instance, "of how to use the macine???diskette handling and" — the word, of course, is "macine" (should be "machine"), which is followed by the three

continued on page 42

PROGRAM CONVERSION (PART I)

Richard Kaplan

```
10 HOME
20 PRINT @ 500, "THIS IS THE FIRST IN A MONTHLY SERIES"
30 PRINT @ (20,20) "ON PROGRAM TRANSLATION BY RICHARD KAPLAN"
40 FOR I !=1 TO 10
50 PUT FILE (SYSPRINT) LIST ('IF YOU'RE HAVING
PROBLEMS DECIPHERING THIS
PROGRAM THEN (GOTO 60 OR READ THIS ARTICLE)')
60 GOTO 50
70 NEXT
80 READ ON ! ! ! !
```

If you attempted to run the above program and were thwarted by a SYNTAX ERROR, you can now stop banging on your computer. The above is simply a bona fide example of a poor attempt at program translation.

As the owner of a TRS-80 MODEL I, II, or III, no doubt you have experienced the frustrating scenario of seeing a terrific program in a computer magazine, only to be prevented by running it when you realized that the MODEL I, II, and III (and ALL microcomputers, for that matter) are not compatible with each other. Although most features of TRS-80 programming, at least, are consistent with all three models, Murphy's Law usually prevails and there is always at least one inconsistency in any program which you wish to run on your on machine.

I will be writing a monthly column concerning program translation to the TRS-80 models I, II, and III. The purpose of this column will be to enable an owner of one of these machines to translate any program written in BASIC to his own computer. I will deal primarily with translation solely among the three TRS-80's. If interest is strong enough, I might also deal with other popular microcomputers, such as the APPLE.

What is it that makes conversion so necessary? The most common problem in converting programs is dealing with graphics. Each of the three TRS-80's has its own method of dealing with graphics. In some way, virtually every graphics statement on the MODEL I, II, or III is different in some way from the statement to do the same thing on a different TRS-80. The character sets for each computer are also different. For this reason, a MODEL III program which uses one of the MODEL III's special character sets will not work on a MODEL I or a MODEL II. Similarly, a MODEL I program which uses PRINT @ statements will not work on a MODEL II without conversion because the MODEL I has 64 columns on its screen, while the MODEL II has 80 columns; therefore, PRINT @ coordinates will not remain constant between these two models.

Disk access is another area which poses a problem in many cases. The MODEL I does not support variable-length records (a special type of file in which the programmer can specify the number of characters which constitutes one "record" — more in a future

month) under TRSDOS, as do both other machines. The MODEL II, on the other hand, does not support the OPEN "E" statement, which opens a sequential access output file to its end. The MODELS I and III, finally, do not support the MODEL II's OPEN "D" statement, which is an alternative form for OPEN "R" (which opens a random-access file).

Next month I will deal with the most fundamental topic in program conversion — the actual program transfer. Entering a 300K program into the computer is not a pleasing thought, but when a microcomputer owner upgrades to a MODEL II or to a MODEL III this is frequently the situation he is confronted with. I will discuss how to transfer your programs directly. This can generally be done by one of two methods: transmitting the program over an RS-232 interface, or converting disks which have differing formats.

In future months, I will cover one topic each month and discuss conversion techniques for applying this to each computer. I presently plan to cover graphics, disk access, screen size difficulties (80 columns vs. 64), and array functions (ERASE, SWAP, etc.).

If you have any comments or suggestions, or if there is a specific topic which you would like to see covered, let me know. All correspondence is welcomed. Simply write to Richard Kaplan, c/o H & E Computronics. ■

continued from page 41

question mark symbols to draw attention to the word in question. At this point you have the opportunity to respond in the same way as for the other alternatives, by correcting the word, leaving it, adding to the dictionary (or to exit the program).

The "fr" I was getting? By placing the cursor at the very beginning of my copy I had inadvertently included the symbol for "flush-right," which was picked up as a "non-word."

The manual has been revised and expanded to explain these new features, and additional information has been provided. Also, the price structure has been revised — downward! — now making it an extremely versatile and useful writing tool for what now must be considered a low cost.

The phenomenal speed of operation of this Z-80 machine language program has not lessened by any means — one minute to proof 3000 words is specified — it seems much faster. MICROPROOF operates with Scripsit™ and Lazy Writer™ for the Models I, II, and III.

A. A. Wicks
30646 Rigger Road
Agoura, CA 91301

VOL. 4 - DISASSEMBLED HANDBOOK FOR TRS-80

Robert M. Richardson

CHAPTER 10

110 BAUD ASCII RADIO TELETYPE TRANSMIT AND RECEIVE PROGRAM

INTRODUCTION

Here we are in the last Chapter of Vol. 4. Concatenating the programs from Chapters 8 & 9; i.e., "putting it all together," for a real honest-to-goodness working 110 Baud ASCII transmit and receive program. The ASCII radio teletype programs are both the simplest, and therefore the shortest, in Volume 4.

WHY DID YOU HOLD OFF THE EASIEST TILL THE LAST ???

Well Gridley, somehow or other you managed to survive the Morse and Baudot code programs, so we thought that by gradually tapering off on the degree of difficulty towards the end you would realize how "truly easy" code conversion can be. THAT'S CRAZY. I NEARLY DIDN'T SURVIVE CHAPTERS 1 THROUGH 7:

But you DID survive Grid, and that's the proof of the pudding.

COMPLIMENTS WILL GET YOU ANTHING. WHAT DO YOU WANT NOW ?


Well Gridley, all I want you to do now is to "hang in there" till we put both Chapters 8's and 9's programs together into a solid working program. Just a bit more patience and fortitude. WHAT DO YOU MEAN BY THAT ??? I AM ONLY A FIGMENT OF YOUR WEIRD IMAGINATION !!! AREN'T I ???

Certainly not, Gridley. We have our differences at times, but you have been a real person to all of us since Volume I was written two years ago and you've made many fine contributions.

WHAT CONTRIBUTIONS HAVE I SUPPOSEDLY MADE ???

1. You have fastidiously kept us from taking ourselves too seriously. Everytime we believe that we are about to reinvent the wheel, you bring us back to the mundane planet earth and put things into proper perspective.

2. The renowned author and our learned friend, Dr.



COLOR COMPUTER

COMPVOICE TRS-80
Give your computer a voice of its own - build speech into your BASIC programs. This machine language program is a must for your library - no hardware modification needed. \$44.95

- EXTEND MEMORY FROM 16K to 32K
- 100% Compatible With Extended Basic
- No Soldering Or Modification
- Fits Inside Computer

• \$79.95

MADNESS & THE MINOTAUR
The best adventure game available for the color computer. Over 200 rooms, 6 creatures, 8 magic spells, loads of treasures. Written in machine language, extended Basic not required. \$19.95

NEW EXTENDED BASIC GAMES!

- SUB HUNT \$14.95
- LASER ATTACK \$10.95
- ALCATRAZ II \$8.95

Complete with high resolution graphics and sound.

- CROID \$12.95

Eliza type artificial intelligence game.

SOUNDSOURCE
Store music or voice from a cassette tape in the computer and display it on the TV screen. Shorten it, lengthen it, modify it and replay it through the TV's sound system. Build and test your own sounds for games. No hardware mods needed. \$24.95

UTILITIES

- EDITOR/ASSEMBLER \$34.95
- SUPER MONITOR 19.95
- EPROM PROGRAMMER 89.95 (Program your own ROMs for the ROM-PAC port)
- MAGIC BOX 24.95 (Load MOD I/III Tapes into the color computer)
- TYPING TUTOR 19.95
- TEXT EDITOR

SPECTRAL ASSOCIATES
143 HARVARD AVE.
Tacoma, Washington 98466
WRITE FOR COMPLETE CATALOG
ADD 3% FOR SHIPPING \$1.00 minimum
Allow 2-3 wks. for delivery
(206) 565-8483
VISA OR MASTERCARD ACCEPTED

RAMCHARGER 32K UPGRADE


Space Invaders

Space War

THE FACTS
At last, a complete description of the "guts" of the Color Computer. Specs on all the ICs, complete schematics, theory of operation and programming examples. \$14.95

EXTENDED BASIC GAMES

- LOTHAR'S LABYRINTH) Word Search Puzzle
- BATTLEFLEET Battleship Search Game (one or two players)
- SPACE TRADERS Galactic trading game \$14.95/ea.



David Lien, used your good services in his bestseller, *Learning Level I, that has had over 300,000 copies printed to date.*

3. My new book, *The Gunnplexer Cookbook — A 10 Gigahertz Microwave Primer*, is even dedicated to you, Grid Gridley.

This brings us full circle, Gridley. What is the difference between reality and imagination? If you imagine something is real Grid old friend, is it truly real?

YES, OF COURSE IT IS TO THE ONE DOING THE IMAGINING !!!

Thank you, Gridley. Don't ever leave us and let us take ourselves too seriously. Enough philosophizing for now. Let's get on with putting these ASCII programs together, together.

ASCII RTTY - PUTTING IT ALL TOGETHER - PROGRAM MODIFICATIONS

We have tried our best to make concatenating Chapter 8's transmit program and Chapter 9's receive program as easy as possible. Changes and modifications are only minimal.

Load Chapter 8's source code into the Radio Shack EDTASM followed by Chapter 9's source code. The first order of business is to renumber the concatenated program using the EDTASM's N100,10 command. You will note that lines numbers 100 through 3620 in the transmit program have NOT changed.

We'll try to cover ALL the modifications in sequential order starting with the transmit program and then proceeding to the receive program.

Change line 900 to:

```
00900 JP Z,MODE ;IF SO, GOTO RECEIVE
MODE
```

Change line 2350 to:

(substitute U*U*U* for RYRYRY)

Change line 3330 to:

(substitute U*U*U*U*U*U*, etc. for ALL the RYRYRYRYRY, etc.)

NOTE: As previously discussed, the U* test accomplishes the same thing, testing all the bits of the ASCII code that are used (7), as does the RY with the 5 bit Baudot code.

DELETE lines 3630-3650 as we will tack lines 3630 & 3640 on to the very end of the combined program.

WHY DO WE HAVE TO DO THAT ? ? ?

You do not HAVE TO, Gridley. If you do though, you will be able to use ALL the memory remaining in your TRS-80 for the "input a message" subroutine in the transmit mode.

DELETE former line numbers 150 through 220 in the receive mode program. If you added the CLS subroutine to former receive program line numbers 225, and 1322 through 1327, DELETE them also as the CLS

subroutine is only used in the transmit section of the program and assures Model III compatibility. Now, renumber the combined program again with N100,10. If all is well, the new receive mode line numbers should appear identical to that shown in the combined program listing in this Chapter, except for a few lines at the program end.

```
Change new line numbers 3760 & 3870 (these were
formerly receive program line numbers 310 & 420) to:
03760 JP Z,GO1 ;IF SO, GOTO TRANSMIT
MODE
03870 JP Z,GO1 ;IF SO, GOTO TRANSMIT
MODE
```

DELETE former receive program line numbers 1300-1330 as they are duplications of the CARRET subroutine in transmit mode.

ADD the following lines to the very end of the program:

```
04750 INPUT1 DEFM 'YOU FORGOT TO INPUT A
MESSAGE '
04760 DEFB 0 ;MESSAGE DELIMITER
04770 END W4UCH ;EL FIN = EL BEGUINE
```

Hopefully, the foregoing is the extent of the changes necessary to combine the programs in Chapters 8 and 9.

If your combined programs are identical to this program list, you will have approximately the following bytes left in MEM available for the "input a message" subroutine:

MEM	16K MEM	32K MEM	48K MEM
BYTES	943	17327	33711
PAGES	.9	16.9	32.9

Pages are figured at 16 lines of 64 characters per line of solid text AND DO NOT include carriage returns. As such, the number of pages may be tripled, quadrupled or more, depending upon the carriage returns per page.

AUTOMATIC TRANSMIT/RECEIVE RELAY SWITCHING

If you wish to use the VAR/80 to switch your transmitter, receiver, and antenna relay from transmit to receive or vice versa AUTOMATICALLY whenever you press the CLEAR key, simply modify this program's output to the VAR/80 so that the latching relay at DBO zero controls your station's T/R switches and/or relays. Chapter 7's last page details the approach we used with the combined Baudot RTTY program. The same approach will work equally as well with this program.

10 MINUTE SEMI-AUTOMATIC MORSE IDENTIFICATION FOR RTTY

The F.C.C. requires that each amateur station operating Baudot or ASCII radio teletype identify itself

once every 10 minutes via Morse code when operating in the CW/RTTY portions of the amateur bands. A minimum of 100 cycles frequency shift is required for this Morse I.D.

Courtesy, and possible forthcoming new regulations, dictates that the call sign of the station being worked also be transmitted. A typical sequence on RTTY would be: "W2CIX/3 IN PITTSBURGH THIS IS W4UCH/2 CHAUTAUQUA NY. MORSE I.D. FOLLOWS" We now have the option of using a hand key, bug, paddle, Morse keyer PCB, or what-have-you to key the Flesher TU-170 terminal unit which has a key jack on its rear panel. The TU-170 outputs a 2225 cycle tone key down and the standard 2125 cycle Mark tone for key up. REMEMBER: the TU-170 MUST have the TTL signal from the VAR/80 inverted by a single gate from a 7404 TTL inverter chip between the VAR/80 and TU-170 unless you wish to transmit an inverted signal (switched Mark and Space tones). The crystal-controlled Circuit Board Specialists AFSK generator does NOT require the 7404 inverter chip. The optional 7404 inverter was described earlier in Chapter 5.

SENDING THE I.D. IN MORSE CODE

Assuming we have a keyer for the TU-170 (any of the varieties previously mentioned) plugged in and ready to go, we would then send the following message in Morse code:

W2CIX/3 DE W4UCH/2 KN

The generally accepted meaning of the KN terminator is: "over to W2CIX/3, we are NOT listening for breakers." If you wish to listen for breakers, then just end the Morse I.D. with a K and give a short courteous listen for any breakers before W2CIX/3 transmits his Morse I.D. (we presume that both stations wish to I.D., one after the other, before resuming ASCII radio teletype operation). IF you DO NOT wish to turn over operation to the station being worked, and wish to continue your RTTY message, just leave off the KN or K at the end of the I.D. and resume transmitting your RTTY message.

As previously mentioned, there are about as many ways of effecting the 10 minute Morse I.D. as one can imagine. They vary from a simple "wind-up" mechanical timer that ding-a-lings at the end of 10 minutes and allows you to manually key in the Morse I.D. on the TU-170, to a modestly simple solid-timer that is re-initialized every time you have sent a Morse code I.D. (see QST magazine for those on the market).

HOW TO SEND THE MORSE I.D. SEMI-AUTOMATICALLY

Overlooking our old motor driven "code-disk" with a photo-electric eye scanning the perforated holes we razor-cut into an old shirt-back piece of cardboard

text continued on page 49

PONY EXPRESS

Finally

The most complete mailing program ever designed, used for many years by large corporations and organizations

Now Available for the Trs 80* Models I and III

Following are some of the features of

PONY EXPRESS

- ★ Unlimited amount of files
- ★ 1400 records on a Model III 40 track diskette
- ★ Records can be sorted by name, zip code, zip and name, zip and address
- ★ Records can be printed on labels one to five across
132 character wide paper
80 character wide paper
or with cheshire format
- ★ Print your own return address labels or any other one to five line message
- ★ Records can be selected by an unlimited amount of selection codes.
- ★ Automatic repeat routines for ease of entering records
- ★ Codes can be used instead of titles for greater efficiency during input
- ★ Unique correction and deletion routines for ease of updating files
- ★ Extensive documentation so that anyone can learn how to use PONY EXPRESS in less than an hour

Special Introductory Offer

\$99.00

Call or Write to

COMPUTECH

975 Forest Avenue
Lakewood, New Jersey 08701
(201) 364-3005

Master Charge and Visa accepted,
add \$2.50 Shipping and Handling.
N.J. residents add 5% sales tax.

*Trs 80 is a trademark of Tandy Corp.

```

00100 ; W4UCH ASCII TELETYPE TRANSMIT &
RECEIVE SYSTEM PROGRAM
00110 ;
00120 ; 110 BAUD (MAY BE MODIFIED FOR
300 BAUD) ASCII 5 & 6
00130 ;
00140 ; COPYRIGHT (C) 1981
00150 ;
00160 W4UCH EQU 29000
00170 ORG W4UCH
00180 EX AF,AF'
00190 EXX
00200 PUSH IX
00210 PUSH IY
00220 DI
00230 CALL CLS
00240 JP G02
00250 G01 CALL CARRET
00260 G02 LD A,0
00270 LD (SIGN3),A
00280 LD HL,MESS
00290 CALL 28A7H
00300 CALL CARRET
00310 LD A,0EH
00320 CALL 033H
00330 JP SEND
00340 SPEED2 DEFW 610
00350 MESS DEFM 'TRANSMIT MODE
110 BAUD'
00360 DEFB 0
00370 SEND PUSH AF
00380 LD A,(SIGN3)
00390 INC A
00400 LD (SIGN3),A
00410 CP 72
00420 CALL Z,AUTO1
00430 POP DE
00440 SEND1 LD L,0
00450 CALL SPACE
00460 SEND2 BIT 0,D
00470 CALL NZ,MARK
00480 BIT 0,D
00490 CALL Z,SPACE
00500 INC L
00510 LD A,8
00520 CP L
00530 JP Z,FINIS1
00540 RRC D
00550 JP SEND2
00560 SPACE LD A,4
00570 OUT (0),A
00580 LD BC,(SPEED2)
00590 CALL 060H
00600 RET
00610 MARK LD A,0
00620 OUT (0),A
00630 LD BC,(SPEED2)
00640 CALL 060H
00650 RET

```

```

00660 CARRET LD A,13
00670 CALL 033H
00680 RET
00690 TIME6 LD A,0
00700 OUT (0),A
00710 LD BC,(SPEED2)
00720 CALL 060H
00730 RET
00740 TIME7 DEFW 18000
00750 FINIS1 CALL TIME6
00760 CALL TIME6
00770 KYBD2 LD A,(SIGN2)
00780 CP 1
00790 JP Z,SEND4
00800 CALL 049H
00810 XMIT3 CP 32
00820 JP Z,VIDEO2
00830 CP 98
00840 JP Z,BASIC
00850 CP 27
00860 JP Z,MENU
00870 CP 91
00880 JP Z,SEND5
00890 CP 31
00900 JP Z,MODE
00910 CP 96
00920 JP P,KYBD2
00930 VIDEO2 CALL 033H
00940 JP SEND
00950 BASIC EX AF,AF'
00960 EXX
00970 POP IY
00980 POP IX
00990 JP 1A19H
01000 AUTO1 LD A,93
01010 CALL 033H
01020 LD A,0
01030 LD (SIGN3),A
01040 CALL SPACE
01050 CALL SPACE
01060 CALL MARK
01070 CALL SPACE
01080 CALL SPACE
01090 CALL MARK
01100 CALL MARK
01110 CALL MARK
01120 CALL MARK
01130 CALL MARK
01140 CALL MARK
01150 LD BC,(TIME7)
01160 CALL 060H
01170 RET
01180 SEND5 LD A,1
01190 LD (SIGN2),A
01200 CALL 049H
01210 JP SEND6
01220 MENU CALL CLS
01230 CALL CARRET
01240 LD HL,MENU1

```

```

01250 CALL 28A7H
01260 CALL CARRET
01270 CALL CARRET
01280 LD HL,MS1
01290 CALL 28A7H
01300 CALL CARRET
01310 LD HL,MS2
01320 CALL 28A7H
01330 CALL CARRET
01340 LD HL,MS3
01350 CALL 28A7H
01360 CALL CARRET
01370 LD HL,MS4
01380 CALL 28A7H
01390 CALL CARRET
01400 LD HL,MS5
01410 CALL 28A7H
01420 CALL CARRET
01430 LD HL,MS6
01440 CALL 28A7H
01450 CALL CARRET
01460 LD HL,MS7
01470 CALL 28A7H
01480 CALL CARRET
01490 LD HL,MS8
01500 CALL 28A7H
01510 CALL CARRET
01520 LD HL,MS9
01530 CALL 28A7H
01540 CALL CARRET
01550 LD HL,MS10
01560 CALL 28A7H
01570 CALL CARRET
01580 LD HL,MS10A
01590 CALL 28A7H
01600 CALL CARRET
01610 CALL CARRET
01620 LD HL,MS11
01630 CALL 28A7H
01640 CALL 049H
01650 PUSH AF
01660 CALL CLS
01670 POP AF
01680 SEND6 CP 65
01690 JP Z,CQ
01700 CP 66
01710 JP Z,QTH
01720 CP 67
01730 JP Z,CQDX
01740 CP 68
01750 JP Z,CQSS
01760 CP 69
01770 JP Z,QRZ
01780 CP 70
01790 JP Z,SEVEN3
01800 CP 71
01810 JP Z,RST59
01820 CP 72
01830 JP Z,RST55

```

01840	CP	73	02320	DEFB	0	02840	JP	SEND3
01850	JP	Z, QRX	02330 MS9	DEFM	'	02850	INPUT	LD IY, INPUT1
01860	CP	74	HERE = Q		PROGRAM	02860	JP	SEND3
01870	JP	Z, QRM	02340	DEFB	0	02870	SEND3	LD A, 1
01880	CP	75	02350 MS10	DEFM	'	02880	LD	(SIGN2), A
01890	JP	Z, QRN	S QUICK BROWN = T'		R Y R Y R Y =	02890	SEND4	LD A, (IY)
01900	CP	76	02360	DEFB	0	02900	CP	0
01910	JP	Z, QSY	02370	CALL	CARRET	02910	JP	Z, KYBD3
01920	CP	77	02380 MS10A	DEFM	'	02920	INC	IY
01930	JP	Z, QSYUP	U		HANDLE =	02930	JP	XMIT3
01940	CP	78	V & W'		INPUT MESSAGE =	02940	KYBD3	LD A, 0
01950	JP	Z, QSYDN	02390	DEFB	0	02950	LD	(SIGN2), A
01960	CP	79	02400	CALL	CARRET	02960	JP	KYBD2
01970	JP	Z, SECT	02410 MS11	DEFM	'	02970	CQ1	DEFM 'CQ CQ CQ DE
01980	CP	80	ENTER PREPARED MESSAGE DESIRED ?			W4UCH/2 W4UCH/2	K K K	'
01990	JP	Z, TRS80	02420	DEFB	0	02980	DEFB	0
02000	CP	81	02430	CQ	LD IY, CQ1	02990	QTH1	DEFM 'QTH IS BOX 1065 -
02010	JP	Z, PGMHR	02440	JP	SEND3	CHAUTAUQUA LAKE, NEW YORK	14722	'
02020	CP	82	02450	QTH	LD IY, QTH1	03000	DEFB	0
02030	JP	Z, RIGHR	02460	JP	SEND3	03010	CQDX1	DEFM 'CQ DX CQ DX CQ DX
02040	CP	83	02470	CQDX	LD IY, CQDX1	DE W4UCH/2	K K K	'
02050	JP	Z, RYRY	02480	JP	SEND3	03020	DEFB	0
02060	CP	84	02490	CQSS	LD IY, CQSS1	03030	CQSS1	DEFM 'CQ SS CQ SS CQ SS
02070	JP	Z, QUICK	02500	JP	SEND3	DE W4UCH/2	K K K	'
02080	CP	85	02510	QRZ	LD IY, QRZ1	03040	DEFB	0
02090	JP	Z, HANDL	02520	JP	SEND3	03050	QRZ1	DEFM 'QRZ QRZ QRZ DE
02100	CP	86	02530	SEVEN3	LD IY, SVN31	W4UCH/2	K K K	'
02110	JP	Z, INPUT2	02540	JP	SEND3	03060	DEFB	0
02120	CP	87	02550	RST59	LD IY, RST591	03070	SVN31	DEFM '73 TO YOU AND
02130	JP	Z, INPUT	02560	JP	SEND3	URS. MNY TNX FB QSO. DE	W4UCH/2	K K K
02140	JP	MENU	02570	RST55	LD IY, RST551	03080	DEFB	0
02150	MENU1	DEFM	02580	JP	SEND3	03090	RST591	DEFM 'UR RST 5X9
		PREPARED MESSAGE SUBROUTINE'	02590	QRX	LD IY, QRX1	PLUS... A WHOPPING BIG	SIGNAL HERE AT	
02160	DEFB	0	02600	JP	SEND3	CHAUTAUQUA LAKE	'	
02170	MS1	DEFM	02610	QRM	LD IY, QRM1	03100	DEFB	0
		' CQ = A	02620	JP	SEND3	03110	RST551	DEFM 'UR RST 5X5 WITH
		QTH = B'	02630	QRN	LD IY, QRN1	MODEST QSB. LETS HOPE THE BAND		
02180	DEFB	0	02640	JP	SEND3	IMPROVES. '		
02190	MS2	DEFM	02650	QSY	LD IY, QSY1	03120	DEFB	0
		' CQ DX = C	02660	JP	SEND3	03130	QRX1	DEFM 'QRX A MINUTE. THE
		CQ SS = D'	02670	QSYUP	LD IY, QSYUP1	PHONE. STANDBY. '		
02200	DEFB	0	02680	JP	SEND3	03140	DEFB	0
02210	MS3	DEFM	02690	QSYDN	LD IY, QSYDN1	03150	QRM1	DEFM 'QRM QUITE BAD.
		' QRZ = E	02700	JP	SEND3	PLEASE TRY AGAIN. DE	W4UCH/2	K K K
		73 = F'	02710	SECT	LD IY, SECT1	03160	DEFB	0
02220	DEFB	0	02720	JP	SEND3	03170	QRN1	DEFM 'LOCAL QRN
02230	MS4	DEFM	02730	TRS80	LD IY, TRS801	TERRIBLE. PLEASE TRY AGAIN. DE	W4UCH/2	
PLUS = G		RST 5X5 = H'	02740	JP	SEND3	K K K	'	
02240	DEFB	0	02750	PGMHR	LD IY, PGMHR1	03180	DEFB	0
02250	MS5	DEFM	02760	JP	SEND3	03190	QSY1	DEFM 'QRM TERRIBLE.
		' QRX = I	02770	RIGHR	LD IY, RIGHR1	LET'S QSY? WHERE MOVE? DE	W4UCH/2	K K K
		QRM = J'	02780	JP	SEND3	03200	DEFB	0
02260	DEFB	0	02790	RYRY	LD IY, RYRY1	03210	QSYUP1	DEFM 'LET'S BOTH MOVE UP
02270	MS6	DEFM	02800	JP	SEND3	1 KHZ UP 1 KHZ? DE	W4UCH/2	K K K
		' QRN = K	02810	QUICK	LD IY, QUICK1	03220	DEFB	0
		QSY = L'	02820	JP	SEND3	03230	QSYDN1	DEFM 'LET'S BOTH MOVE
02280	DEFB	0	02830	HANDL	LD IY, HANDL1	DOWN 1 KHZ DOWN 1 KHZ? DE	W4UCH/2	K K K
02290	MS7	DEFM						
M		' QSY UP =						
		QSY DOWN = N'						
02300	DEFB	0						
02310	MS8	DEFM						
0		' SECTION =						
		TRS-80 = P'						

03240	DEFB	0	03680	MODE	LD	BC, 33000	04270	SET	0, A	
03250	SECT1	DEFM	'ARRL SECTION IS	03690	CALL	060H	04280	JP	BIT5	
WEST. NY - WEST. NY DE W4UCH/2 K K K '				03700	CALL	CARRET	04290	BIT5	LD	BC, (TIME1)
03260	DEFB	0	03710	LD	HL, RECV	04300	CALL	060H		
03270	TRS801	DEFM	'TRS-80	03720	CALL	28A7H	04310	IN	A, (0)	
MICROCOMPUTER HERE IS DOING ALL THE WORK				03730	CALL	CARRET	04320	CP	127	
FOR ME. '				03740	GO	LD	A, (14400)	04330	JP	NZ, SET5
03280	DEFB	0	03750	CP	2	04340	SET	0, A		
03290	PGMHR1	DEFM	'PROGRAM IS FROM	03760	JP	Z, GO1	04350	JP	BIT6	
DISASSEMBLED HANDBOOK FOR TRS-80				03770	IN	A, (0)	04360	BIT6	LD	BC, (TIME1)
VOLUME 4. '				03780	CP	127	04370	CALL	060H	
03300	DEFB	0	03790	JP	Z, GO	04380	IN	A, (0)		
03310	RIGHR1	DEFM	'RIG HR IS OLD	03800	LD	BC, (TIME3)	04390	CP	127	
HT-37, ITT 3021 RECVR AND DIPOLE IN THE				03810	CALL	060H	04400	JP	NZ, SET6	
ATTIC. '				03820	IN	A, (0)	04410	SET	0, A	
03320	DEFB	0	03830	CP	127	04420	JP	SHOW		
03330	RRYR1	DEFM	'RRYR1RRYR1RRYR1	03840	JP	Z, GO	04430	SHOW	LD	BC, (TIME1)
RRYR1RRYR1RRYR1RRYR1RRYR1RRYR1RRYR1				03850	START	LD	A, (14400)	04440	CALL	060H
03340	DEFB	0	03860	CP	2	04450	LD	A, D		
03350	QUICK1	DEFM	'THE QUICK BROWN	03870	JP	Z, GO1	04460	CP	13	
FOX JUMPED OVER THE LAZY DOGS.				03880	IN	A, (0)	04470	JP	Z, VID	
0123456789 '				03890	CP	127	04480	CP	32	
03360	DEFB	0	03900	JP	NZ, START	04490	JP	M, TIME		
03370	HANDL1	DEFM	'HANDLE IS (BOB).	03910	LD	D, 0	04500	CP	96	
35 YEARS HAMMING, BUT NEW TO ASCII				03920	LD	BC, (TIME2)	04510	JP	P, TIME	
RTTY. '				03930	CALL	060H	04520	VID	CALL	033H
03380	DEFB	0	03940	BIT0	LD	BC, (TIME1)	04530	TIME	LD	BC, (TIME1)
03390	INPUT2	LD	HL, INPUT1	03950	CALL	060H	04540	CALL	060H	
03400	INPUT3	CALL	049H	03960	IN	A, (0)	04550	JP	START	
03410	CP	8	03970	CP	127	04560	SET0	SET	0, D	
03420	JP	Z, BACK	03980	JP	NZ, SET0	04570	JP	BIT1		
03430	CP	100	03990	SET	0, A	04580	SET1	SET	1, D	
03440	JP	Z, DONE	04000	JP	BIT1	04590	JP	BIT2		
03450	LD	(HL), A	04010	BIT1	LD	BC, (TIME1)	04600	SET2	SET	2, D
03460	CALL	033H	04020	CALL	060H	04610	JP	BIT3		
03470	INC	HL	04030	IN	A, (0)	04620	SET3	SET	3, D	
03480	JP	INPUT3	04040	CP	127	04630	JP	BIT4		
03490	BACK	DEC	HL	04060	SET	0, A	04640	SET4	SET	4, D
03500	CALL	033H	04070	JP	BIT2	04650	JP	BIT5		
03510	JP	INPUT3	04080	BIT2	LD	BC, (TIME1)	04660	SET5	SET	5, D
03520	DONE	LD	A, 0	04090	CALL	060H	04670	JP	BIT6	
03530	LD	(HL), A	04100	IN	A, (0)	04680	SET6	SET	6, D	
03540	JP	KYBD2	04110	CP	127	04690	JP	SHOW		
03550	SIGN2	DEFB	0	04120	JP	NZ, SET2	04700	TIME1	DEFW	610
03560	SIGN3	DEFB	0	04130	SET	0, A	04710	TIME2	DEFW	305
03570	CLS	CALL	01C9H	04140	JP	BIT3	04720	TIME3	DEFW	710
03580	LD	A, 0	04150	BIT3	LD	BC, (TIME1)	04730	RECV	DEFM	'RECEIVE MODE
03590	OUT	(224), A	04160	CALL	060H	110 BAUD'	04740	DEFB	0	
03600	LD	A, 48	04170	IN	A, (0)	04750	INPUT1	DEFM	'YOU FORGOT TO	
03610	OUT	(236), A	04180	CP	127	INPUT A MESSAGE - YOU FORGOT TO INPUT A	MESSAGE '			
03620	RET		04190	JP	NZ, SET3	04760	DEFB	0		
03630 ;			04200	SET	0, A	04770	END	W4UCH		
03640 ; W4UCH ASCII RADIO TELETYPE			04210	JP	BIT4					
RECEIVE PROGRAM			04220	BIT4	LD	BC, (TIME1)				
03650 ;			04230	CALL	060H					
03660 ; FOR BEST RESULTS: TIME 1 = 610			04240	IN	A, (0)					
AND TIME 2 = 305			04250	CP	127					
03670 ;			04260	JP	NZ, SET4					

TOGO AND BENIN. 5V7HL IS BEING VISITED BY KARL, K4YT, WHO WILL BE MOVING TO BENIN TO OPERATE AT TYA11 WITH N4HX. RECENT ACTIVITY HAS BEEN AT 2100Z ON 21275 KHZ. OTHER BENIN OPERATIONS PLANNED INCLUDE TY9ER BY GHIS, ON5NT, NEXT WEEK, 80 THRU 10 CW AND SSB, AND MAY 6 TO 13 BY DJ2BW AND DL8DC.

QATAR. A7XE IS AGAIN ACTIVE. WATCH 7004 AND 21026 AFTER 0200Z. ALSO 15 METERS FROM 1730Z. QSL DF4NW.

TOKELAU. REPORTS FROM ISRAEL SAY THAT ZM7AA SHOULD BE ACTIVE AT ANY TIME. ANTENNAS INCLUDE A 40 METER BEAM.

CEUTA. EA9EU HAS BEEN VERY ACTIVE ON 160 METERS. WATCH 1827 AFTER 0430Z. QSL BOX 103, CEUTA, NORTH AFRICA.

SOUTH SHETLANDS. HF0POL HAS BEEN ACTIVE ON 7001 FROM 0030Z. THIS IS A POLISH RESEARCH BASE ON KING GEORGE ISLAND. QSL SP5EKZ.

SOUTH SANDWICH. THE ONLY OPERATOR AT LU3ZY AT PRESENT CANNOT OPERATE CW. THE TUESDAY AND FRIDAY SCHEDULE HAS RESUMED ON 14212 AT 0100Z.

GUINEA. VK4NIC/3X WILL BE ACTIVE THROUGH THE END OF APRIL AND HAS BEEN ON 3795 AFTER 0400Z.

SOUTH GEORGIA. VP8SU HAS RETURNED TO ENGLAND BUT ANOTHER AMATEUR IS ON THE ISLAND AND WILL BE ACTIVE. GLORIOSO. FR7AI/G AS WELL AS FR7CE ON REUNION ARE ON 28505 FROM 1300Z.

PALMYRA AND KINGMAN REEF. KB7NW AND AD0S HAVE LEFT HAWAII AND ARE DUE TO SIGN PORTABLE KH5 EARLY NEXT WEEK. AFTER FIVE DAYS ON PALMYRA THEY WILL MOVE TO KINGMAN REEF.

DODECANESE. K9QXY/SV5 HAS BEEN VERY ACTIVE, MOSTLY SSB.

GUINEA BISSAU. J5AG WILL BE LEAVING SATURDAY AR

THE NEXT DX BULLETIN IS SCHEDULED FOR APRIL 17 AT 0200 AND 0500 UTC.

FOOTNOTE TO THE 110 BAUD ASCII RTTY PRINTOUT FROM W1AW

The only changes we have made to the foregoing printout is change the 72 characters per line to 62, and add a carriage return between paragraphs, as this program does not decode line feeds. The receiver used was an ITT 3021A digitally tuned unit, the antenna a Hy-Gain 3 element Tri-Bander about 60 feet away from the ham shack with a homebrew 20 Meter preamp mounted on the antenna mast, the transmission line was 7/8ths inch diameter Heliac (tm) from Andrews Corp., the terminal unit was a Flesher TU-170 (straight out of the box and unmodified) and the interface to the TRS-80 a venerable Telesis VAR/80 (serial no. 0009)

that has worked without fault for over 3 years. A special "thank-you" is due Western I/O for their faultless IBM Selectric terminal that printed it out.

CONCLUSION OF VOLUME 4

Chapters 1 through 10 were written during the fall/winter of 1980 and spring of 1981. By the time they are published, late summer 1981, 16 bit microprocessors such as the Z8000 will be proliferating...at least we hope so. Sometime late this year or early next year, Radio Shack will be announcing the Model IV TRS-80 16/32 bit machine. Let's hope they stick with Zilog who are certainly responsible in part for the astounding success of their Models I/II and their younger brother, the Model III.

Every time we believe we have a handle and a modest grasp on a given microprocessor, first Dr. Faggin's revolutionay 8080 and then his remarkable Z-80, the science, technology if you will, leap frogs another giant step forward forcing us to start all over again. Actually, we (and you too) would have it no other way. How very fortunate we are to live in this exciting time of fantastically rapid microprocessor development.

110 Baud ASCII radio teletype (100 words per minute) is over 50% faster than 60 speed Baudot RTTY (61 words per minute) and is coming "down the pike" whether the old time Baudot RTTYers like it or not. 300 Baud ASCII RTTY really flies along at 300 words per minute. Both 110 and 300 Baud ASCII radio teletype are the wave of the future and the future is tomorrow morning. In due course the Baudot RTTY machines will wear out, though we are definitely "not holding our breath" until that happens. Are we a polarized ASCII zealot? Of course not. The most sensible approach is to be able to work both Baudot and ASCII radio teletype and have the BEST of both possible worlds. That is why we have tried to give EQUAL time to both types of RTTY programs in Volume 4.

The differences between the amateur radio and computer buff are far less than we suspected. Both desire to communicate; ipso facto, the rash of computer bulletin board systems springing up daily. All it takes is a relatively inexpensive terminal unit and interface, plus a modest investment in ham gear and you are practically "on-the-air." Welcome to the "wonderful world of amateur radio's unlimited horizons."

Robert M. Richardson
Richcraft Engineering Ltd.
Drawer 1065, Wahmeda Industrial Park
Chautauqua, NY 14722

Attention

BARGAIN HUNTERS

Receive Hundreds of Classified Ads
Like These Every Month

HARD DISK DRIVE Diablo Mod 31
1.2 MByte std. density. Includes
power supp. and cable, rack mount
slides, amd manual. Excellent
condition. \$450. Call 305-962-1601

IMPACT PRINTER 165 CPS Serial
and parallel interfaces-Eight
Selectable character sizes-Single
and double width characters-uses
standard plain paper - same
mechanism as the integral data
system. 1 year old \$589,
Star St. 250

HEATHKIT H-11/DEC LSI-11
system, 32K Byte storage, reader 1
punch, video terminal, complete
software. Cost \$4500 assembled,
\$3500 kit. Like new. Sell for \$2250.
305-962-6677. 2058 Griffin Rd., Ft.
Lauderdale, FL 33312.

FOR SALE: Interdata (Perkin-Elmer)
7/16 Mini with 32KB core, front
panel, 50A PWR supply. Includes
HS tape reader, interfaces for LP, 2
(TTY), and RS-232 (Full duplex,
programmable). Includes manuals
and much SW (Basic, Fortran, OS,
etc.). \$800 - After 6 PM 303-2035

COMPUTER AUTOMATION ALPHA
16; 16 k-word core memory, RTC
PF-R. Modified Mod. ASR-33 TTY
Manuals, utilities, assemblers and
many option boards - 16 bit I/O
Driver, 16 bit I/O, Asynch modem
contr. 64 bit output, 10 bit A/D -
D/A. Fairly complete documenta-
tion. Up and running in Fortran.
Not much more than TTY at \$1000.
Herb Sauer, 303-494-8724.

FOR SALE: Heath H9 video ter-
minal, excellent condition, \$175 or
best offer. You ship. [214] 962-4484

WANTED: DIGITAL Group 32K
memory board without memory
chips and Phi deck controller board
(kit, assembled or not working).
W 1510 NW 35th.

PET COMPUTERS moving up to LSI-
11. Pet business system priced to
sell. PET 2001-16N Computer \$800;
2040 Dual Floppy 340K (holds more
data than 6 TRS-80 disks) \$1,100.
Digital cassettes (2) \$60 each.
System complete with Text Editor,
disk sort, database software, real
estate software and more \$2,100.
Call PAUL (313)971-8447

COMPUTER SHOPPER, the new buy, sell, and trade publication, is ready to help you with the latest information on personal, small business and large-system computers, accessories and software.

Each ad-packed issue is full of bargains you are looking for. Included are ads from individuals throughout the United States who are selling their good, pre-owned equipment just so they can trade-up to new equipment coming on the market.

But, COMPUTER SHOPPER'S bargains won't be yours unless you subscribe. This useful, money-saving publication can become your way to communicate with other buyers, sellers, and traders all over the nation.

Whether you are a hobbyist or a part-time user, COMPUTER SHOPPER will put you in touch with the nationwide computer marketplace in time for you to take advantage of bargain opportunities.

Have something to sell? A COMPUTER SHOPPER subscriber probably wants to buy it.

Looking for a part, component or even a complete system? A COMPUTER SHOPPER subscriber probably wants to sell it.

COMPUTER SHOPPER is THE marketplace for anything in computers and is read by thousands of people who are ready to buy.

COMPUTER SHOPPER offers a unique format in which classified ads are categorized for fast location of specific items. Combining this with low individual ad rates — 12 cents a word —



makes it the ideal place for buyers and sellers to communicate. And, its mix of individual, dealer, and manufacturer ads enable subscribers to find what they want at the best price possible.

COMPUTER SHOPPER will work for you in other ways, too. If you are just thinking about getting into computers, it can help you learn product availability and prices before you make a decision. And, through the timely ads, COMPUTER SHOPPER will keep you abreast of changes in the market which could create bargain opportunities for you.

BUT COMPUTER SHOPPER cannot work for you unless you subscribe.

Want to look us over first? We'll give you your first issue FREE and then bill you for the next 12. If you are not convinced COMPUTER SHOPPER suits your needs, just write "cancel" on the invoice and return it.

And, to let COMPUTER SHOPPER start working for you right now, with a paid subscription we'll also give you a FREE classified ad to sell your pre-owned equipment or to find equipment you want.

If you don't need to use the free classified ad now, use it anytime during your subscription.

Subscription: \$10/year, 12 issues plus your first free one. Bank cards accepted. Money back guarantee.

The Nationwide Marketplace for Computer Equipment
COMPUTER SHOPPER
P.O. Box 23 • Titusville, Florida 32780
Telephone 305-269-3211

MasterCharge or VISA orders only, call TOLL FREE 800-327-9920.

QUESTIONS AND ANSWERS

Conducted by Hubert S. Howe, Jr.

QUESTION

from Kumphol Khaopravetch, 66-14 Woodside Avenue #302B, Woodside, NY 11377: I have been subscribing to *Computronics* almost a year, and now I have some problems I would like to ask you about. I have a TRS-80 Model I, Level II, 16K computer which uses the cassette tape unit. I would like to buy the printer and floppy disk system from the Heath Company, but I don't know what problems I will face when I interface them with the Radio Shack computer. I think I need to buy the following devices:

1. H-14 Line Printer
2. H-8-4 4-port RS-232C, Serial Interface
3. WH-8-41 Adapter Cable
4. HM-800 Manual for kits
5. HCS-1 Printer Paper
6. Any disk drive device from your suggestion.

Do I need any more devices except those that I mentioned above? I don't have an Expansion Interface. Do I need to buy it from Radio Shack before buying the devices above from Heath, or does Heath have a device that works similar to the Expansion Interface?

ANSWER

The Heath computer has a totally different architecture from the TRS-80. In general, I would *not* recommend that you try to use Heath peripherals with the TRS-80. The only possible exception to this would be the line printer, as long as you can get it with a parallel interface, so that you do not require any additional modifications to hook it up to your TRS-80. Also, make sure that the cable will work and that you can get one for the TRS-80.

If you want to get a TRS-80 disk drive, you *will* need an Expansion Interface. There are so many inexpensive disk drives now available on the market that this will certainly be the least expensive solution, but all of them will require that you first have an Expansion Interface.

Heath makes excellent quality products, especially for people interested in building kits; but if you want to use them, I would recommend that you buy the entire system, starting with the computer, from Heath. That will not only be expensive, it will also take many hours of labor to assemble.

QUESTION

from Theodore van Gelder, 1621 E. Mission Hills Road, Northbrook, IL 60062: I am ready and would like to add to my present system (Model I TRS-80 Level II), but I am confused by the advertising that I read concerning the equipment available.

The TRS-80 Expansion Interface lists for \$559. There

are others offered at \$362. These are for the E. I. with 32K. Do all of these have the same attributes? What do they include and what is missing? *80-U.S. Journal* has an article (July/August 1981, page 21) that starts out with "a 16K Expansion Interface (Radio Shack only)". Is the Lobo E. I. (LK80) equivalent? How about Computer Plus equipment?

Disk drives: will all disk drives operate on all E. I.s? Are they able to produce the same results in the various combinations and arrangements of E. I. and disk drives?

Are printers are susceptible to variations depending on the E. I. used? Where can I find the answers to these questions and others that may arise?

ANSWER

First, you can find many different prices for Expansion Interfaces just by checking the various Radio Shack stores and authorized dealers. (You can also save money by buying used equipment.) As long as the equipment is manufactured by Radio Shack, it should all basically be the same (although Radio Shack itself has used different designs for the E. I.). Computer Plus, for example, is a Radio Shack dealer.

One of the most important reasons for the variations in price is the amount of memory in the interface. You can save the most money by buying a 0K interface and installing your own memory chips, which can cost under \$20 for 16K now. This process voids the warranty, however. We really don't know enough about the Lobo or other non-Radio Shack expansion interfaces to know whether they are equivalent or not.

As far as disk drives are concerned, once you have a functioning Expansion Interface with the disk controller, any of the various drives advertised should work. Just make sure that you purchase a system drive for drive zero, or that instructions are included for switching the drive to the proper unit. (Most non-Radio Shack drives have switches allowing you to select whether it is a system drive or not.)

Line printers should *not* be susceptible to variations depending on the E. I. used. Here the problem is more likely to be the cable used, as Radio Shack's standard is slightly different from some others. If you mention that you will be using the printer on a TRS-80, most computer stores or salespeople will know what you need.

QUESTION

from The Bee Hive, 15 Olde Towne, Village Square Shopping Center, Hazelwood, MO 63042: We are interested in more capacity on our disk drives. We now have two RS drives and would like to add a TFD-100 in

YOU INVESTED IN THE BEST COMPUTER, TRS-80™,
WHY NOT COMPLEMENT IT WITH THE PERFECT BASIC ?

BOSS-SUPERBASIC

exclusively in **MULTIDOS**,
the user friendly operating system.

The Ultimate Single Stepper for Basic Programs. Dynamically turned on or turned off while the program is running. Can be turned on and/or off with 'breakpoints' within your program. Can save screen contents to review variables and return screen contents when complete. Flexible to single step an entire line or single instruction. Programs speed execution can be dynamically adjusted.

'Others Have Attempted Single Stepping, But None Have Come Close !'

WHY LOWER YOUR STANDARDS WITH OTHER PROGRAMS ?
Surround Yourself With Programs Authored by V.B. Hester !
Do You Deserve Anything Less ?



C.O.D. Cash or Certified Check
Personal Checks Take
2 Weeks to Clear.

COSMOPOLITAN ELECTRONICS CORPORATION

P.O. Box 234 • Plymouth, MI 48170
Telephone: (313) 397-3126

— DEALER INQUIRIES WELCOMED —

\$79.95

plus \$2.50 Ship/Hand.

TRS-80 is a registered trademark of Tandy Corporation

single density (for the present). We have TRSDOS 2.2. Can we just add on the TFD-100, or will we need a different DOS (such as NEWDOS)? We would like to have a list of what we would need to make this system work, including prices, and another list assuming we just replace the two RS drives with two TFD-100's. This is a business application and we assume that we should use a data separator.

ANSWER

You will need to purchase a new disk operating system whenever you add on disk drives that have more capacity than the standard Radio Shack 35-track (Shugart) drives. Most disk drives available now have 40 tracks, but the first 35 are compatible with the Shugart drives, so you lose only 5 tracks of data when running under a 35-track DOS like TRSDOS 2.2. Moving up to 80-track drives or to eight-inch disks involves many more substantial changes than from 35 to 40 tracks.

There are many new DOSs that support drives with greater capacity. NEWDOS40, the 40-track version of NEWDOS 2.1, will support 40-track drives. So will NEWDOS80 and DOS PLUS. DOS PLUS will support drives of different characteristics, but all must be the same. As far as we know, NEWDOS80 is the only DOS that presently supports different drives on the same

system.

We would also recommend the Data Separator whether or not you move to new drives.

QUESTION

from Michael Silver, 3613 Purdue Drive, Bakersfield, CA 93306: Is there any way to modify the JKL function of NEWDOS to where it will print graphics as well as alphanumeric? Is there any way to put MICRO-MOVIE on disk via LMOFFSET? Can you please tell me the machine language code to move a 1K block of memory to video memory?

ANSWER

Since the JKL function of NEWDOS goes through the standard line printer driver to print the contents of the screen, if your printer handles graphics with EXACTLY the same code as the video display, it should work. (Don't forget that bit 6 of the video RAM doesn't exist.) If it doesn't, you can patch in a line printer driver that does not do an AND 127 before sending each byte to the line printer.

I'm not familiar with MICRO-MOVIE, so I don't know why you can't save it on disk via LMOFFSET. I would suggest that you run LMOFFSET only to find out its starting, ending, and entry addresses. Then load the program into memory and use the U (unload) com-

mand in Monitor #3 or #4 or the DCV-1 program to move the program to unused RAM space, such as 7000H. Then save the resulting file on disk and try running that. If you are using NEWDOS, make sure that the program doesn't overwrite NEWDOS's keyboard driver at 4589H.

The code to move a 1K block of memory to video memory is as follows:

```
LD    HL,BLOCK    ;BLOCK TO MOVE
LD    DE,3C00H    ;UPPER LEFT CORNER

LD    BC,400H     ;1K IN HEX
LDIR                     ;MOVE BLOCK
```

QUESTION

from Michael Hough, P. O. Box 223, Faribault, MN 55021: I am the owner of a TRS-80 Model I, 48K computer with one disk drive, a line printer II and the lowercase modification. I have several questions:

1. Will the following programs run properly on my system: NEWDOS, NEWDOS+, NEWDOS/80, MON4, Adventure International Adventure programs.

2. When using the TAPEDISK utility program, it is necessary to enter the beginning, ending, and entry point memory addresses in order to transfer a system program from tape to disk. How can I find out what these memory addresses are for different programs? Is there an easier method for transferring programs from tape to disk?

3. What machine language programs (in terms of memory addresses) cannot be transferred to disk from tape and then be executed properly under DOS?

4. Can the following programs be transferred to disk and execute properly under DOS: Micro Chess, In Memory Information, Invasion Force, and T-BUG?

5. When powering up my system, or even while rebooting or resetting it, I am frequently receiving parity errors. This occurs when I try to load any program or when I try to get into Disk Basic from DOS. It does not always happen, but quite often. When this happens, I am forced to use the BACKUP utility program to make a useable diskette again. I have had the disk drive in for servicing where the heads were cleaned and aligned and the drive was checked for errors, and it was determined to be in good shape and returned to me. I am still having the same problem with the drive. I have tried using several diskettes, but the problem keeps recurring. This gets frustrating, because I MUST keep a backup of all my important programs in case this happens. What does a parity error mean? What can I do to prevent it? What might be causing it? Once it has happened, can it be corrected without making a completely new copy of the disk?

6. What is the difference between TRSDOS 2.1, TRSDOS 2.2, TRSDOS 2.3, VTOS 3.0, and NEWDOS 2.1?

7. Is NEWDOS 2.1 the same as NEWDOS, NEWDOS+, or NEWDOS/80?

8. What is VTOS 3.0, and what are its capabilities? Where can I obtain a copy?

9. Would the TRSDOS 2.3 manual be adequate documentation for the use of NEWDOS+?

ANSWER

1. NEWDOS, NEWDOS/80, MON4 and Adventure International programs will all run on your computer. NEWDOS+ is the same DOS as NEWDOS, only it comes with a batch of utility programs not included in NEWDOS alone.

2. The easiest way to find the starting, ending, and entry locations of programs in machine language is via the "L" command in MON4 if the program is on tape, or a program called LMOFFSET available with NEWDOS+ and NEWDOS/80 if on disk. You can also use the "C" command in MON4 to save programs on disk.

3. Machine language programs which load into RAM areas reserved for the disk operating system cannot be transferred to disk and then executed under DOS. Generally, the area to be avoided is from 4000H to 5200H (the bottom of low RAM to 20992). However, you can often use the "U" command in MON4 to get around this problem, provided that you do not use the disk for input and output.

4. I believe that Micro Chess uses the DOS RAM area, but I am not familiar with the others.

5. It sounds to me as if the disk parity errors you are getting could be caused by not opening the disk drive door when turning power on or off. The diskette must not be left in the drive when power is turned on; it can get "zapped". What happens is that the formatting of some system files gets lost, and then the system cannot be read properly so the computer doesn't work. When data is written to a diskette, a two-byte checksum is also written for every sector. If this does not match the checksum computed when the data is reread, the computer knows that the data was not properly read. You may also need to check the alignment of the disk drive (which must be done by a technician at a repair center), and it may help to install a Percom Data Separator, though this helps primarily on the inner tracks. Once this happens, the only practical alternative is to make another backup. Always make backups of important files!

6. TRSDOS versions 2.1, 2.2, and 2.3 are successive revisions of the disk operating system by Radio Shack. 2.2 and 2.3 are virtually identical. VTOS 3.0 now replaced by LDOS, and NEWDOS/80, are completely rewritten DOSs, as is DOS PLUS.


7. NEWDOS 2.1, which is the same as NEWDOS and NEWDOS+, is basically a revision of TRSDOS 2.1, with most of the bugs corrected and some nice new features added.

MAYDAY™


The Complete Uninterruptible Power Supply



The lights blinked -
even the slightest power failure



can ruin a data disk and
cause loss of the program.



Protect your time and
investment -

easy to use -
just plug your computer into
MAYDAY.™



for more information contact ...

Sun - Technology, Inc.
Box 210
New Durham, New Hampshire 03855
(603) 859-7110

We honor:



(Manufacturing high technology products since 1970)

8. VTOS 3.0 (now LDOS) is too much to explain here.

Computronics sells NEWDOS, NEWDOS/80, and DOS PLUS. LDOS can be obtained from Logical Systems, Inc., 11520 N. Port Washington Road, Mequon, WI 53092.

9. You would probably need the NEWDOS manual, although most questions are adequately answered in the TRSDOS manual.

QUESTION

from Richard J. Keenan, C.P.A., 2-11 So., Clifton Park, NY 10263: I have a TRS-80 Model I, but I have learned to program in assembly language by the use of Intel's 8080/8085 mnemonics with the 8080 extended mnemonics as found in the well-written book *Z-80 and 8080 Assembly Language Programming* by Kathe Spracklen. I am trying to find a macro assembler which will accept either just 8080 mnemonics or both the 8080 and Z-80 mnemonics (like the TRS-80 Model II Disk Assembler) which can be run on the Model I. Do you know of any?

ANSWER

Unfortunately, there is nothing for the TRS-80 that uses the mnemonics employed by Spracklen. If I'm not mistaken, these refer to the TDL Relocating Macro Assembler made by Xitan, which went out of business a few years ago.

If you want to program with 8080 mnemonics, then the best solution is to use CP/M. The standard version of CP/M comes with an 8080 Assembler, although not a macro assembler. There is a version of Microsoft's M80 macro assembler that runs under standard CP/M, but I'm not sure whether this is available for the Model I version of CP/M. There will soon be a version of Model III CP/M that is compatible with all the rest of the CP/M systems, made by Lifeboat Associates. ■

continued from page 33

```
3370 RETURN
3380 CLS
3390 PRINT CHR$(23)"Program Terminated"
3400 END
3410 FOR T=1 TO 1000
3420 NEXT
3430 RETURN
3440 CLS
3450 PRINT"Text Buffer Clear ..."
3460 GOSUB 3410
3470 GOTO 180
3480 ' Convert Lower Case filenames to Upper Case
3490 FOR I=1 TO LEN(F$)
3500 IF ASC(MID$(F$, I, 1))>96
THEN MID$(F$, I, 1)=CHR$(ASC(MID$(F$, I, 1))-32)
3510 NEXT
3520 RETURN
```

CORRECTION

The following program listing was inadvertently omitted from the November-December 1981 issue. It should be part of the SCREEN WRITER program by Joseph Rosenman.

```
10 REM VIDEO MASTHEAD PROGRAM "SCWRITER" VER 2.1, AUG 1981.
20 CLEAR 1500 : DEFINT A-K,M-V : DEFSTR W-Z
30 CLS : PRINT STRING$(63,CHR$(131))
40 PRINT @ 155,"SCWRITER"; : PRINT @ 216, "Video Masthead"
50 PRINT @ 278, "Generation Program" :
60 PRINT @ 399, "version 2.0, by Joseph Rosenman"
70 PRINT STRING$(63,CHR$(176))
80 FOR I=0 TO 7
90 PRINT @ I*64, CHR$(149); : PRINT @ (I+1)*64-1, CHR$(170);
: NEXT I
100 PRINT @ 974, "Please wait for initialization . . .";
110 DIM D(1024), S(28), A(4), B(1)
120 FOR I=0 TO 1023 : D(I)=32 : NEXT I : ' FILL WITH BLANKS.
130 FOR I=0 TO 28 : READ S(I) : NEXT I : ' GET MACHINE CODE.
140 K=64 : V=15360 : Z=STRING$(63,140) : B(1)=4096 : B(0)=256
150 Z1=CHR$(1)+CHR$(66) : L2=25 : W2=CHR$(24)
160 REM
170 REM          INITIALIZATION COMPLETE
180 REM
190 GOSUB 310 : ' INSTRUCTIONS
200 CLS : GOSUB 550 : ' DATA ENTRY ROUTINE
210 CLS : GOSUB 760 : ' DATA PROCESS ROUTINE
220 CLS : GOSUB 880 : ' SCREEN PRINT ROUTINE
230 CLS : GOSUB 980 : ' DISK WRITE ROUTINE
240 REM
250 PRINT : PRINT "Load Module created and saved,"
260 PRINT "RUN COMPLETED."
270 END
280 REM
290 REM          INSTRUCTIONS ROUTINE  * * *
300 REM
310 PRINT @ 969, "Type <I> for Instructions, <C> to
Continue";
320 PRINT @ 860, CHR$(183)+" "+CHR$(187);
330 PRINT @ 862, "?"; : FOR I=1 TO 60 : NEXT I
340 W1=INKEY$: IF W1 = "C" RETURN ELSE IF W1 = "I" GOTO 360
350 PRINT @ 862, " "; : FOR I=1 TO 20 : NEXT I : GOTO 330
360 CLS : PRINT STRING$(64,CHR$(143));
370 PRINT " The SCWRITER program allows the user to
create a screen"
380 PRINT " image via BASIC PRINT statements, then store
that image"
390 PRINT " in a format where a machine language program
can (nearly)"
400 PRINT " instantly display it on the CRT. You must
format the"
410 PRINT " PRINT statements in this program at line
1450. After"
420 PRINT " the screen image appears correct, the
program will"
430 PRINT " generate a Load Module ( a /CMD file) that
```

```
will display"
440 PRINT " the previously stored image from the DOS.
The program"
450 PRINT " can handle a screen between 1 and 14
lines in size."
460 PRINT " The Load Module can be set to originate
anywhere from"
470 PRINT " 5200H to F000H. Origin address can be
specified either"
480 PRINT " in Decimal or in Hexadecimal. The module
produced"
490 PRINT " will be 1 granule or less in size."
500 FOR I=1 TO 14
510 PRINT @ I*64, CHR$(149); : PRINT @ (I+1)*64-1, CHR$(170);
520 NEXT I : PRINT @ 960, STRING$(63,CHR$(188));
530 PRINT @ 908, "Type <ENTER> when ready to continue";
540 W1=INKEY$: IF W1 = CHR$(13) RETURN ELSE PRINT W2; :
GOTO 540
550 REM
560 REM          DATA ENTRY ROUTINE  * * *
570 REM
580 PRINT Z
590 INPUT "How many lines of text do you wish to define"; T
600 IF T > 14 PRINT "Maximum of 14 lines possible." : GOTO
590
610 IF T < 1 PRINT "What's that you say?" : GOTO 590
620 PRINT : PRINT Z
630 LINE INPUT "What is the filespec for the Load Module?
"; W
640 PRINT : PRINT Z
650 INPUT "Where should the file load to (Default =
7000H)"; X
660 IF LEN(X) > 5 PRINT " * * * Error, greater than 5" :
GOTO 650
670 CLS : PRINT Z : PRINT
680 PRINT "In a few moments, the screen will display the
pattern you"
690 PRINT "entered in the prints edited into this program.
If you wish"
700 PRINT "to save the image as an object module, type any
key except"
710 PRINT "'X'. If you want to abort the run, type 'X'."
720 PRINT : PRINT Z : PRINT
730 PRINT TAB(20) "Type <ENTER> to continue"
740 W=INKEY$: IF W = "" GOTO 740
750 RETURN
760 REM
770 REM          DATA PROCESS ROUTINE  * * *
780 REM
790 REM DETERMINE CORRECT ADDRESS, AND UPDATE "S" ARRAY.
800 Q=15360+T*K : Q1=Q/256 : T2=T*64
810 S(22)=Q1 : S(25)=Q-Q1*256
820 IF MID$(X,5,1) = "H" GOSUB 1190 ELSE L=VAL(X)
830 IF L <= 0 THEN L=28672 : GOTO 860
840 M=L/256 : S(3)=M : S(2)=L-M*256 : ' LOAD ADDR
850 L1=L+25 : M=L1/256 : S(9)=M : S(8)=L1-M*256
```

YOU DON'T NEED AN EXPANSION INTERFACE!

Running out of room?

Increase the memory in your TRS-80 Model I™ or PMC™ to 48K with no external hardware! The INTERNAL MEMORY™ plugs in inside your keyboard case with NO SOLDERING, trace cutting or modifications and can be easily removed at any time. Hundreds of satisfied customers have proven that the INTERNAL MEMORY is reliable, does not cause heat or power supply problems and is compatible with virtually all hardware and software.

IM-1B INTERNAL MEMORY™ (32K) \$85.50 complete (\$59.50 less RAM)
 IM-2 INTERNAL MEMORY™ (48K) \$140.00 complete (\$89.50 less RAM)

SPEED UP your Model I and ADD A PRINTER-

The SPRINTER I™ plugs into the Z-80 socket in your TRS-80™ Model I keyboard unit with NO SOLDERING, trace cutting or modifications. The SPRINTER I equips your keyboard with a standard parallel printer port (extending out the case below the expansion connector) which is driven by the LEVEL II BASIC "LPRINT" command; no software required. In addition, the SPRINTER I will allow your TRS-80 to run at least 2 times faster by increasing the clock rate of the Z-80 CPU (3 times faster if you buy a Z-80B CPU). Special circuitry compensates for slower memory and allows automatic switch-down to "normal" speed for disk operations. If you already have a printer port, the SPRINTER I can be supplied without the printer port at a lower price.

SPRINTER I™ speed-up/printer port (assembled and tested) \$99.50

includes special connector for printer cable, installation required.
 we can supply cables for most printers — call or write for details.

All products are guaranteed for 1 year with a 30-day return privilege. We pay regular UPS shipping on pre-paid orders within the continental U.S. Overseas orders add 15%. Canada and U.S. possessions add 5%. Utah residents add 5% sales tax.

Send a S.A.S.E. for more information.



Holmes Engineering

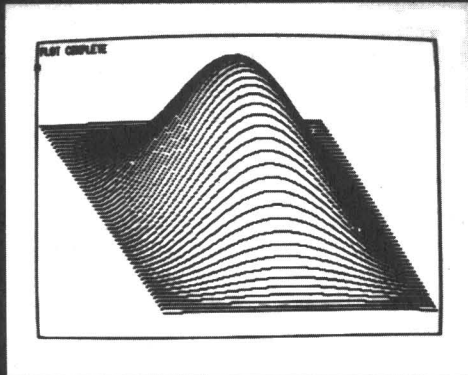


6246 West 3705 South Salt Lake City, UT 84120 (801) 967-2324

DEALER INQUIRIES INVITED

Prices valid through end of month on front cover

HI-RESOLUTION GRAPHICS FOR MODEL II \$495



E/RAM II SCREEN PHOTO

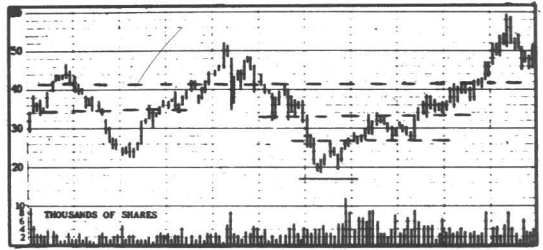
E/RAM II is a hardware/software package which adds a 512 x 240 high-resolution graphics display to the TRS-80™ Model II. An assembly language driver is provided along with a high quality, fully assembled, printed circuit board which plugs directly into the Model II card case.

The software driver provides the user with useful assembly language subroutines which may be called from any high level or assembly language program. Routines include control functions which can either turn the normal TRS-80™ or the E/RAM II display on or off, erase the screen, or invert the video. Plot functions include SET, RESET or READ a point on the screen. When the LINE function is passed end-point coordinates, an optimized dot raster line is produced at machine language speed.

For more information, or to order, see your dealer or call THE COMPUTER STORE at (918) 747-9333.

Dealers and OEM's contact:
 KEYLINE COMPUTER PRODUCTS, INC.
 P.O. BOX 35268
 TULSA, OKLAHOMA 74135

TRS-80 is a registered trademark of Radio Shack, a Tandy Corporation.



THE COMPUTER STOCK MARKET BOOK

THE PROFESSIONALS BUY

Purchased by over 160 Financial Institutions, 75 Market Advisory Services, 50 Colleges and Universities, and 150 Computer and Software Firms.

Has been sold in every state and over 30 other nations. It is a study of market timing based on cycles and seasonal factors, as they affect stock and commodity prices. It gives solid tools for measuring and profiting from them. Author has more than 20 years experience as a stock broker, and conducted 8 years of computer research developing the 34 programs in the book which contains ideas and programs never before published. Programs are written in TRS-80 BASIC.

Do you have the great stock and commodity trading advantages given by the home computer to the few who properly use it?

To order "New Uses For The Home Computer In The Stock Market" send your name and address with your check for \$19.95 (overseas; U.S.A. Dollar International Money Order or a Draft payable on a U.S.A. Bank) to:

Thomas V. Lenz, Dept. T
 596 W. Karval Ct. - Spring Creek
 Elko, Nevada 89801



TRS-80 Software
 All programs on disk

WOW!
 CHECK THESE PRICES!


	OUR LIST PRICE
MOD I ONLY	
DUEL-N-DROIDS.....	20.95-16.76
INVADERS FROM SPACE	20.95-16.76
CRUSH, CRUMBLE & CHOMP.....	29.95-23.96
TEN PINS.....	20.95-16.76
OLYMPIC DECATHLON	29.95-23.96
ASTRO BALL	19.95-15.96
MOD I/III	
ATTACK FORCE	19.95-15.96
COSMIC FIGHTER	19.95-15.96
GALAXY INVASION	19.95-15.96
METEOR MISSION II.....	19.95-15.96
ROBOT ATTACK	19.95-15.96
SUPER NOVA	19.95-15.96
ABOVE 6 ON CASSETTE	15.96-12.76
SCARFMAN	19.95-15.96
SUPERSCRIPT	50.00-39.96
MISSILE ATTACK	20.95-16.76
MORTON'S FORK	29.95-23.96
3 ADAMS' ADVENTURES	
(Specify #1-3,4-6,7-9,10-12 -each-	39.95-31.96
CASSETTE	
ASTRO BALL (I)	19.95-15.96
TYPING TUTOR (I)	19.95-15.96
TIGERS IN THE SNOW (I)	24.95-19.96
SCARFMAN (I/III)	15.95-12.76

Box 525 Dept R
 E. Setuaket N.Y. 11733
 516-751-2535
 Send For Free Price List #375

C.O.D. • Money Orders • Certified Checks
 For Personal Check Allow Two Weeks
 N.Y.S. Res. Add 7.25% Sales Tax • All Orders
 Under \$100 Add \$2.00 Postage and Handling

THE BIGGEST NAME IN LITTLE COMPUTERS™

**TRS-80™ Model II — Your Best Buy
In a Business Microcomputer**



**UP
TO
15%
OFF!**
on

**TRS-80™ computers,
software and peripherals**

Similar values on all merchandise

CALL COLLECT:

915-283-2920

Van Horn Office Supply

701 W. Broadway -- P O Box 1060

Van Horn, Texas 79855



DEALER GO55

Form F48 Provided

Standard Warranty in Effect

THE NATIONWIDE SUPERMARKET OF SOUND®



```
860 L2=L2+L : Q1=T2/255 : S(15)=Q1 : S(14)=T2-Q1*255
870 RETURN
880 REM
890 REM SCREEN PRINT ROUTINE * * *
900 REM
910 GOSUB 1330 : ' DISPLAY THE USER PRINTS.
920 PRINT @ 962, "Type <X> to abort or any other key to
proceed.";
930 WW=INKEY$ : IF WW = "" GOTO 930 ELSE IF WW = "X" STOP
940 PRINT @ 962, "Screen image extraction beginning --";
950 PRINT @ 998, " Now reading byte # ";
960 FOR I=1 TO T2 : D(I)=PEEK(15359+I) : PRINT @ 1015, I; :
NEXT I
970 CLS : RETURN : ' SCREEN IMAGE SAVED IN D ARRAY.
980 REM
990 REM DISK WRITE ROUTINE * * *
1000 REM
1010 PRINT @ 15, " * * * S C W R I T E R * * * "
1020 PRINT @ 128, "Screen image saved, Disk encoding
beginning. . ."
1030 Y="" : FOR I=0 TO 28 : Y=Y+CHR$(S(I)) : NEXT I
1040 OPEN "0",1,W
1050 PRINT#1, Y; : PRINT
1060 PRINT "Machine Language routine written,"
1070 PRINT "Screen image Format and Write beginning."
```

```
1080 PRINT @ 448, "Now writing line #";
1090 FOR I=0 TO T : GOSUB 1290 : PRINT @ 468, I; : PRINT#1,
Z1;Z2;
1100 FOR J=1 TO 64 : PRINT#1, CHR$(D(K*I+J));
1110 NEXT J : L2=L2+64 : NEXT I : PRINT @ 512, "Writing
END-OF-FILE"
1120 PRINT#1, CHR$(2)+CHR$(2)+CHR$(S(2))+CHR$(S(3));
1130 CLOSE 1 : ' FILE WRITE COMPLETED.
1140 RETURN
1150 REM
1160 REM MISC. ROUTINES * * *
1170 REM
1180 REM * * * ASCII HEX TO INTEGER DECIMAL CONVERSION.
1190 X=LEFT$(X,4) : J=LEN(X)
1200 IF J > 3 THEN A(4)=ASC(MID$(X,1,1))-48 : X=RIGHT$(X,3)
1210 IF J > 2 THEN A(3)=ASC(MID$(X,1,1))-48 : X=RIGHT$(X,2)
1220 IF J > 1 THEN A(2)=ASC(MID$(X,1,1))-48 : X=RIGHT$(X,1)
1230 A(1)=ASC(X)-48
1240 FOR I=1 TO 4 : IF A(I) > 9 THEN A(I)=A(I)-7
1250 NEXT I
1260 L=A(4)*B(1)+A(3)*B(0)+A(2)*16+A(1)
1270 RETURN
1280 REM * * * PACK CURRENT ADDRESS FROM C INTO Z2
1290 Q1=L2/256 : Q=L2-Q1*256 : Z2=CHR$(Q)+CHR$(Q1) : RETURN
1300 REM
1310 DATA 1,27,0,112,205,201,1,33,25,112,17,0,60,1,
0,2,237,176
1320 DATA 33,33,64,54,62,43,54,0,195,45,64
1330 REM
1340 REM USER PRINTS * * *
1350 REM
1360 '
1370 '
1380 ' THE FOLLOWING SECTION SHOULD BE CUSTOM PREPARED BY THE '
1390 ' USER. PREPARE ANY PRINT STATEMENTS DESIRED. THE TOTAL '
1400 ' NUMBER OF LINES SHOULD BE NOTED, AS YOU WILL NEED TO '
1410 ' GIVE THE PROGRAM THAT NUMBER DURING EXECUTION. '
1420 ' MAXIMUM OF UP TO 15 LINES OF TEXT MAY BE ENCODED. '
1430 '
1440 '
1450 PRINT CHR$(191); STRING$(62,CHR$(143)); CHR$(191);
1460 PRINT CHR$(191);" * * * Welcome to NEWDOS80 Disk
Operating System * * * ";CHR$(191);
1470 PRINT CHR$(191);" on the TRS-80 Z80 based
microcomputer. This installation ";CHR$(191);
1480 PRINT CHR$(191);" features 48K RAM, Lower Case,
2) 40 track disks, ";CHR$(191);
1490 PRINT CHR$(191); STRING$(18," "); "and Epson MX-80
Printer.";STRING$(19," "); CHR$(191);
1500 PRINT CHR$(191); STRING$(62," "); CHR$(191);
1510 PRINT CHR$(191); STRING$(13," "); "General System DOS
Diskette Loaded" STRING$(14," "); ;CHR$(191);
1520 PRINT CHR$(191); STRING$(62,CHR$(188)); CHR$(191);
1530 ' END OF USER PRINTS
1540 RETURN
1550 END
```

™ TRS80 color

From the January 1981 issue of the CSRA Computer Club newsletter:

There was some amusement at the November meeting when the Radio Shack representatives stated that the software in the ROM cartridges could not be copied. This month's 68 Micro Journal reported they had disassembled the programs on ROM by covering some of the connector pins with tape. They promise details next month. Never tell a hobbyist something can't be done! This magazine seems to be the only source so far of technical information on the TRS-80 color computer™. Devoted to SS-50 6800 and 6809 machines up to now, 68 Micro Journal plans to include the TRS-80 6809 unit in future issues.

To get the MOST from your 6809 CPU - This is the BEST SOURCE! The ONLY Magazine for the 6809 Computer. Months Ahead of All Others!

68 MICRO JOURNAL

5900 Cassandra Smith
HIXSON, TN 37343

USA
1 Yr. - \$24.50 2 Yr. - \$42.50 3 Yr. - \$64.50
*Foreign Surface Add \$12.00 Yr. to USA Price
*Foreign Airmail Add \$36.00 Yr. to USA Price
*Canada & Mexico Add \$5.50 Yr. to USA Price

WARNING!

Electric Power Pollution.
Spikes & Lightning
**HAZARDOUS to
MICROCOMPUTERS!!**

Patented ISOLATORS provide protection from ...

- Computer errors caused by power line interference
- Computer errors due to system equipment interaction
- Spike damage caused by copier/elevator/air conditioners
- Lightning caused damage



Pat. #4,259,705

- ** FULLY GUARANTEED ****
- ISOLATOR (ISO-1) 3 isolated 3-prong sockets; Spike Suppression; useful for small offices, laboratories, classrooms. \$69.95
 - ISOLATOR (ISO-2) 2 isolated 3-prong socket banks; (6 sockets total); Spike Suppression; useful for multiple equipment installations. \$69.95
 - SUPER ISOLATOR (ISO-3) similar to ISO-1 except double isolation & oversize Spike Suppression; widely used for severe electrical noise situations such as factories or large offices. \$104.95
 - SUPER ISOLATOR (ISO-11) similar to ISO-2 except double isolated socket banks & Oversize Spike Suppression; for the larger system in severe situations. \$104.95
 - MAGNUM ISOLATOR (ISO-17) 4 Quad Isolated Sockets; Multiple Spike Suppressors; For ULTRA-SENSITIVE Systems in extremely Harsh environments. \$181.95
 - CIRCUIT BREAKER, any model (Add-CB) Add \$9.00
 - CKT BRKR/SWITCH/PILOT (-CBS) Add \$17.00
- AT YOUR DEALERS MasterCard, Visa, American Express
ORDER TOLL FREE 1-800-225-4876 (except AK, HI, PR & Canada)

Electronic Specialists, Inc.

171 South Main Street, Natick, Mass. 01760

Technical & Non-800: 1-617-655-1532

HOW ACCEL2 WORKS, PART 2

TRS-80 Model I/III BASIC Compiler

The ACCEL2 program has worked fine! I used it to compile a BASIC WORD PROCESSOR that was published in 80 MICROCOMPUTING in their MAY 1980 issue. It was necessary to go through all of the for-next loops because of the many jumps out of them and make corrections, but when that job was done the program worked fine. I am using it to write you this letter. The final program fits into a 32K machine.

ACCEL2 is amazing! I had bought an Othello game a couple of years ago, but never played it because of the interminably long time (2-3 minutes) it took the computer to make each move - no fun at all. Just for the heck of it I ran ACCEL2 on it, making NO changes whatsoever to the program, and the whole thing compiled at once with no tinkering! It then took about 10 seconds per move, so I added a single statement at the beginning to DEFINIT A-Z, recompiled, and the result is just as good as an assembly-language program - only a couple of seconds per move!

I also wish to state that I think that ACCEL2 is an excellent product. I have modified Scott Adams' Backgammon game to compile under ACCEL2 as an example. The original BASIC program takes 30 to 40 seconds for the average move and can take as much as 4 minutes. The compiled version averages 2 to 3 seconds per move with a maximum move time of 9 seconds (all integer variables). That is significant!!

I'VE BEEN PLAYING WITH ACCEL2 FOR A FEW HOURS NOW AND IT SEEMS TO BE PRETTY GOOD. FOR EXAMPLE, MY LEVEL 2 VERSION OF RADIO SHACK'S CHECKERS GAME DRAWS THE BOARD IN 19 SECONDS AND MAKES THE SECOND MOVE IN 11 SECONDS. THE COMPILED VERSION DRAWS THE BOARD IN 11 SECONDS AND MOVES IN UNDER 7 SECONDS (ABOUT 0.5). A PROGRAM TO GRAPH CUBIC EQUATIONS TOOK 8 SECONDS PER PLOT, WHILE THE COMPILED COPY TAKES LESS THAN 2.

I HAVE COMPILED ONE PROGRAM I USE RATHER FREQUENTLY: IT EXTRACTS INFORMATION FROM A LARGE DATA FILE (1729 64-BYTE RECORDS PER DISK) AND PRODUCES A REPORT. THE INTERPRETED VERSION OCCUPIES ABOUT 4600 BYTES AND TAKES 18 MIN TO EXTRACT INFORMATION FROM ONE DISK. THE COMPILED VERSION TAKES JUST OVER 3 HRS TO PERFORM THE SAME TASK. SINCE A TYPICAL REPORT INVOLVES ANYWHERE FROM 5 TO 25 DISKS, THIS IS A CONSIDERABLE SAVINGS OF TIME.

ACCEL2: 32K TRS-80 Model I/III. Compiles selected subset in all variable types, local and global compilation options, output save to ES/F wafar, disk under TRSDOS, NEWDOS, NEWDOS/80. New functional improvements in place.

Developed in Britain
by Southern Software



ALLEN GELDER SOFTWARE
Box 11721 Main Post Office
San Francisco, CA 94101
(415) 387-3131

\$88.95 + \$2.00 shipping

Mastercharge/Visa
CA add 6%

TRS-80, TRSDOS™ Radio Shack Stringy/Floppy™ Imatron inc. NEWDOS™ Apparat, Inc

AMAZING PROGRAM SPEEDS UP BASIC

Your time is valuable, so why waste it on slow-running BASIC programs? PROFSOFT's "FASTER" will analyse those programs while they run, then show you a simple change (usually one new line) that can reduce run-times by up to 50%.

Accounting systems, financial models, engineering and scientific programs all run faster; so do games. Large, complex programs improve the most, and "FASTER" is easy to use.

THIS ISN'T A COMPILER! Your BASIC programs remain readable and can be changed later on. While your programs run, "FASTER" counts how often each "variable" is used, then shows you the correct sequence for these variables. Afterwards, the computer finds them sooner, so your programs run faster.

Does it really work? Yes! Personal Computing said so in their May, 1981 issue (p. 116); we've received many letters from customers who've gotten 20-50% improvements; and we will make you this offer:

Order "FASTER" now. Try it on your bread-and-butter programs. If you don't get an overall run-time reduction of at least 20%, return it within 30 days for a prompt and cheerful refund.

"FASTER" costs only \$29.95 and runs on TRS-80 Models I and III, 16-48K, tape or disk.

CALL NOW TOLL-FREE FOR ORDERS ONLY:

(800) 824-7888, Oper. 422

Call: (800) 852-7777, Oper. 422

Alaska/Hawaii: (800) 824-7919, Oper. 422

For technical information, write or call us directly:

PROSOFT

P.B. 839 / No. Hollywood, Ca. 91603 / (213) 764-3131

Check, M/C, VISA ok. Add \$2.00 for COD, 6% sales tax in California, and \$5.00 for shipment outside North America.

HELPFUL HINTS

REVISED SYMBOL TABLE

When I wrote the SYMBOL TABLE program which appeared in the October 1981 issue, I had a 16K cassette system. Since that time I have expanded my computer to a 48K disk system. One of the first problems that occurred after the expansion was that SYMTAB didn't work on large programs due to the fact that BASIC handles large addresses as negative numbers.

The following is a revised version of SYMBOL TABLE which works on 32K and 48K systems.

```

65000 CLS : PRINT"SYMBOL TABLE PROGRAM"
65002 INPUT "ENTER 0 FOR VIDEO OR 1 FOR PRINTER";Q9%
65004 IF Q9%<=0 AND Q9%>1 THEN 65002
65006 IF Q9%=1 THEN POKE 16427,62: LPRINT : LPRINT TAB(22);
"SYMBOL TABLE": LPRINT : GOTO 65020
65010 CLS: POKE 16916,2: PRINT @22, "SYMBOL TABLE": PRINT
65020 Q4%=0: Q5%=0: Q6%=0: Q7%=16633: Q4!=0: Q5!=0: Q8%=0
65030 Q8!=PEEK(Q7%)+PEEK(Q7%+1)*256
65040 Q9!=PEEK(Q7%+2)+PEEK(Q7%+3)*256
65050 IF Q8!=Q9! THEN 65110
65051 GOSUB 65510
65052 IF PEEK(Q8%+1)>51 AND PEEK(Q8%+1)<58 AND PEEK(Q8%+2)=81
THEN Q8!=Q8!+3+PEEK(Q8%): GOTO 65050
65055 Q6%=Q6%+1
65057 GOSUB 65500
65060 POKE 16540,Q9%: PRINT CHR$(PEEK(Q8%+2)); CHR$(PEEK(Q8%+1)),
65065 POKE 16540,Q9%
65070 IF PEEK(Q8%)=2 THEN PRINT "INTEGER",: Q8!=Q8!+5: GOTO 65050
65080 IF PEEK(Q8%)=3 THEN PRINT "STRING",: Q8!=Q8!+6: GOTO 65050
65090 IF PEEK(Q8%)=4 THEN PRINT "SINGLE",: Q8!=Q8!+7: GOTO 65050
65100 PRINT "DOUBLE",: Q8!=Q8!+11: GOTO 65050
65110 Q6%=Q6%+1: GOSUB 65500: PRINT"END OF SYMBOLS"
65118 Q6%=90: GOSUB 65500


```

```

65120 IF Q9%=0 THEN CLS: Q6%=0: PRINT @20,"ARRAY TABLE ":
ELSE LPRINT : LPRINT TAB(14),"ARRAY TABLE": LPRINT
65121 POKE 16540,Q9%
65122 PRINT "SY";TAB(4);"TYPE";TAB(15);"DIM";TAB(23);"RANGES"
65130 Q9!=PEEK(Q7%+4)+PEEK(Q7%+5)*256
65140 IF Q8!=Q9! THEN PRINT "END OF ARRAYS": POKE 16916,0: END
65145 GOSUB 65510
65150 Q6%=Q6%+2: GOSUB 65500
65155 POKE 16540,Q9%
65160 PRINT CHR$(PEEK(Q8%+2));CHR$(PEEK(Q8%+1));TAB(4);
65165 POKE 16540,Q9%
65170 IF PEEK(Q8%)=2 THEN PRINT "INTEGER";: GOSUB 65400:
GOTO 65140
65180 IF PEEK(Q8%)=3 THEN PRINT"STRING";: GOSUB 65400:
GOTO 65140
65190 IF PEEK(Q8%)=4 THEN PRINT "SINGLE";: GOSUB 65400:
GOTO 65140
65200 PRINT "DOUBLE";: GOSUB 65400: GOTO 65140
65400 Q5%=PEEK(Q8%+5)
65405 POKE 16540,Q9%
65410 PRINT TAB(15);Q5%;TAB(23)
65412 Q4!=Q8!
65415 IF Q5%=1 THEN 65436
65420 FOR Q4%=Q5%-1 TO 1 STEP -1
65424 Q8!=Q4!+6+2*Q4%: GOSUB 65510
65426 Q5!=PEEK(Q8%)
65428 Q8!=Q4!+7+2*Q4%: GOSUB 65510
65430 Q5!=Q5!+ PEEK(Q8%)*256-1
65432 POKE 16540,Q9%: PRINT " 0 -";Q5!";";
65434 NEXT
65436 Q8!=Q4!+6+2*Q4%: GOSUB 65510
65438 Q5!=PEEK(Q8%)
65440 Q8!=Q4!+7+2*Q4%: GOSUB 65510
65442 Q5!=Q5!+ PEEK(Q8%)*256-1
65444 POKE 16540,Q9%: PRINT " 0 -";Q5!

```

AUTHORIZED TRS 80® DEALER #R491



TRS-80® Color Computer With
Extended Color BASIC



26 - 1062
Model III 16K RAM
Model III, BASIC



26 - 4002
Model II, 64K

\$825.00

WE ACCEPT CHECK, MONEY ORDER, OR PHONE ORDERS WITH VISA OR MASTER CHARGE. SHIPPING COSTS WILL BE ADDED TO CHARGE ORDERS. DISK DRIVES, PRINTERS, PERIPHERALS, AND SOFTWARE - YOU NAME IT, WE'VE GOT IT. WRITE OR CALL FOR OUR COMPLETE PRICE LIST.

C & S ELECTRONICS, LTD. 32 EAST MAIN ST. MILAN, MICH. 48160
(313) 439-1508 (313) 439-1400

C & S ELECTRONICS MART IS AN AUTHORIZED TRS 80® SALES CENTER STORE #R491



FREE PREMIUM!
 1982 subscribers will receive the special MATH1 package of PC programs. You qualify to receive this valuable free gift if you check either box 2 or 3 below! Don't delay! Get started learning how to enjoy your pocket computer today. Use this handy subscription card!

MC/VISA Phone Subscriptions: (203) 888-1946

- 1981 Charter Subscriber (Issues 1 - 10). \$20.00 for U.S. delivery. (U.S. \$24.00 to Canada. U.S. \$30.00 elsewhere.)
- 1981/82 Charter Subscriber (Issues 1 - 20). \$40.00 in U.S. (U.S. \$48.00 to Canada. U.S. \$60.00 elsewhere.)
- 1982 Regular Subscriber (Issues 11 - 20). \$30.00 in U.S. (U.S. \$36.00 to Canada. U.S. \$45.00 elsewhere.)
- Sample issue. \$3.00 in U.S. (U.S. \$4.00 elsewhere.)

Orders must be accompanied by payment in full. We do not issue invoices for the POCKET COMPUTER NEWSLETTER. Thank you for your remittance.

Name: _____
 Addr: _____
 City: _____ State: _____ Zip: _____
 MC/VISA # _____ Expires: _____
 Signature: _____

MANUFACTURING CONTROL SYSTEMS

MICS module - Manufacturing Inventory Control
 15 reports for inventory, purchasing, and stockroom control. "Reserved" parts feature.

BOMP module - Bill of Materials Processor
 For "complex product" control of inventory.

SHOC module - Manufacturing Shop Order Control
 Order scheduling and backlog/shipment reporting.

LABP module - Labor Collection/Performance Reptg
 Daily, weekly, and monthly labor reporting by employee, job and overhead accounts, and department and operation. Actual job costing reports.

JCST module - Manufacturing job cost reporting
 Job status and completion reporting with performance to standards. Variance reporting. Overhead determination monthly and year-to-date.

All modules for Models I and III, 32K minimum systems. Master menu driven - full operator prompted. Expandable to fit your growth needs.

Model I modules from \$295, Model III from \$345

Send for catalog of ELTEC business modules


ELTECH Associates

Specialists in manufacturing business systems
 2466 Moreno Drive, Los Angeles, Ca 90039
 (213) 663-0347

SPIKE-SPIKERS™

Protect-Control-Organize Computer & Peripheral Equipment

Helps prevent software "Glitches", unexplained memory loss, and equipment damage.



Deluxe Power Console
79.95

PROTECTS against power line transients & filters out RFI "Hash". 2 separate filtered circuits.

CONTROLS with 8 individually switched 120 vac grounded outlets. Main on/off switch-fuse & indicator light.

ORGANIZE your computer & peripheral equipment power cords. No more overloaded octopus cube taps.

Also available in 2-socket wall mounted models.

MINI-I
 Transient absorber
34.95



MINI-II
 Transient absorber plus RFI "Hash" filtering
44.95

KAGLO Electronics Co. Inc.
 Colony Drive Ind. Park
 6584 Ruch Rd., Dept. hec
 Bethlehem, PA 18017

Order Factory Direct
215-865-0006
 Out of state order toll free
800-523-9685

Dealers Invited • PA Res. add 6% • For COD, add \$3.00 + Shipping.

GOBBLER



SBI's new additions to the GAME market.

Turn the tables on monsters set on consuming the gobbler. Skill levels from beginner to expert. Written in machine language, advanced graphics, with motivational sound to add to the excitement of gobbling up the monsters.
 Let the gobbling begin !!

MODEL I & 3 TAPE-\$16.95
 DISK-\$19.95

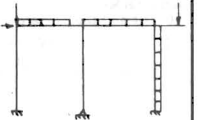
An exciting new addition to the space war family of programs. SBI's new ALIEN INVADERS space war game offers large arcade action. It has a large selection of level of play so the player can start at beginner and advance to expert.

Models I & III 16K Taps \$19.95
 Disk \$24.95

BOTH COME WITH EXCITING SOUND

STRUMAP 3.0 w/ Data File Editor
 Now the structural program that brought main frame computing power to the micro has an editor and a choice of units-kips, lbs, in, ft & metric. Write data files and then save them to disk, load from disk, delete, insert or change lines of data. Several loads can be put into the file and combinations of loads w/ load factors can be used.


Analysis plane frames or continuous beams and find moments, shears and axial forces in each member. Also, get joint displacements-vertical, horizontal, and rotational.
 MODEL I 48K 1-DiskDisk \$349.95



Send for a complete listing of our programs.
 Engineering
 Education
 Business
 Games

MISSOURI RESIDENTS
 PLEASE ADD
 4% STATE SALES TAX


Write SBI for information about marketing your programs: P.O. Box 11676 Kansas City, MO 64138



AUTO-WRITER

SCRIPTS
LAZYWRITER
ELECTRIC PENCIL

MAKE YOUR WORD PROCESSOR DO THE THINGS YOU BOUGHT IT TO DO



SALES MANAGERS: keep a customer list
SECRETARIES: send out customized form letters
BOOKKEEPERS: prepare reports for the boss
WRITERS: maintain, organize and sort bibliographies
BOSSSES: create reports and sort data files

- Use **YOUR WORDPROCESSOR:** create a mailing list or any data base.
- Join that mailing list to a form-letter with a wide range of options.
- Sort your Name & Address files by any key, even when the last name or zip code are buried in a line!
- Sort 1000 "NAMES". Use up to 20 items per name.
- Insert into the text of a form-letter or report command lines that will change the printing format from one line to the next.
- Use the built-in Wordprocessor to edit a letter, or, **CREATE** a wholly new letter or report — and — store it in a file that is loadable by your Wordprocessor.
- Personalize form letters as you run! Insert "keys" (words or phrases) **FROM THE MAILING LIST!** Automatically insert a name or title or a comment.
- Insert any phrase from the keyboard.
- **STOP** automatically for manual sheet feed!
- **SET** space for **AUTOMATIC** sheet feeds.
- Create subsets of your **DATA BASE** with powerful **SELECT-IF** software

*Requires 48K
*Lower case MOD required
*Recommend 2 drive system

...Visa and Mastercard accepted...

NOW AVAILABLE FOR \$72.83 (for residents of Minnesota add 5% sales tax)
SPECIFY WHEN ORDERING WHETHER MODEL I OR MODEL III

SEND NOW FOR OUR FREE BROCHURE!

Midwest Data Systems
a business communication company (612) 866-9022

5624 Girard Ave. So. Minneapolis, MN 55419

TIME ...

METHUSELAH™ has time for you
and your TRS-80®

The name Methuselah has always been associated with long life. The Methuselah computer clock board with its 24 hour clock and its perpetual calendar is indeed worthy of the title. Methuselah puts state of the art technology into action with the on board four year lithium battery back-up to keep it running even when your computer is off. That means no more fooling around with the software or hardware "clocks" that become Rip Van Winkles when the computer is reset or turned off.

Methuselah has many other timely features. Software patches keep the DOS and BASIC time and clock commands ticking. Only two screws mount Methuselah inside the expansion interface without soldering, clipping, cutting, or jumpering. There is even a spare I/O port and four different interrupts available for people who love to tinker.

SPECS: MM/DD/YY, HH:MM:SS and day of the week. Four year lithium battery back-up. Crystal controlled timing (adjustable 32.768 oscillator). Twenty four hour clock and perpetual calendar.

Send check or money order to:



NDM DESIGNS
6330 W. North Ave.
Wauwatosa, WI 53213
(414) 259-0120

M-S1..... \$97.00
(add \$4.50 P and H)
S-S1 \$17.50
(add \$2.50 P and H)

(If you wish to use Methuselah and the RS-232 board (26-1145) together, order this option which includes a new cover and connector.)

WI residents add 4% sales tax.

METHUSELAH is a
trade mark of NDM Designs

© Reg. TM. Tandy Corp.

```
65446 Q8!=Q4!+3: GOSUB 65510
65448 Q5!=Q4!+ PEEK(Q8%)
65450 Q8!=Q4!+4: GOSUB 65510
65452 Q8!=Q5!+5+256*PEEK(Q8%)
65460 RETURN
65500 IF Q9%=0 AND Q6%>26 AND INKEY$="" THEN 65500: ELSE RETURN
65510 IF Q8!<=32767 THEN Q8%=Q8! ELSE Q8%=Q8!-65536
65512 RETURN
```

(Thanks to Kenneth R. Meyer, 1314 Ault View Avenue, Cincinnati, Ohio 45208.)

This'll Fix 'Em

Do you know any good POKEs? For instance, I know one to turn off the video, so that nothing can be put on the screen unless POKEd. This is what to do: POKe 16414,0 to turn it off, and POKe 16414,88 to turn it back on. When it is off, if you want to print something, you need to POKe it, such as in the following line:
10 FOR I=15360 TO 16383 : POKe I,191 : NEXT I
I know a lot of POKEs like this; however, I'm sure that I don't know half of the ones that there are. I know a lot of "hungry" TRS-80 owners who would love to have a list of them.

(Thanks to Michael Silver, H. Silver and Associates, 5959 West Century Blvd., Suite 1010, Los Angeles, CA 90045.)

Problem in "BIORHYTHMS"

I was very interested in the "Biorhythms" program by Frank L. Growney, published in the May 1981 issue. After execution, I noticed something different from other Biorhythm cycles. Using my daughter's birthday of 10,29,1965 and a starting date of the same date, the curves looked very good except that the original direction was negative. It is my understanding that biorhythm cycles start in the positive direction.

A modification of program line 920 to the following:

F=INT(-10*SIN(6.28318 etc.

produced the positive curves.

(Thanks to Donald L. Abend, 9217 Washburn Road, Apartment 29, Downey, CA 90242.)

TRS-80/RS-232 ADAPTER: Connect RS-232 printer to line printer port on Mod 3 or Mod 1 Expansion Interface. No software driver required. Leaves TRS-80 RS-232 port free for modem use. Set at 1200 baud, or specify rate (300-9600). TU8014, \$69.95.

MX-80 FRICTION FEED: Upgrade to use single sheet, tractor, or roll paper with MX-80. Install in 15 minutes, using only screwdriver and pliers. No drilling or cutting. FFU/80, only \$69.95

Virginia Micro Systems, 14415 Jeff Davis Hwy
Woodbridge VA 22191, (703)491-6502

Add \$2 P&H. Mail order only. VA Residents add 4%



The Electronic Astrologers™

cast an accurate birth chart for any date, time and place from 1880 to 2000, then tell you what it means! They give personalized astrological consultations of 1500 words or more, based not just on your Sun sign, but on the unique relation of ALL the planets at your birth moment.

ASTRO-SCOPE™

delineates your character, its strengths and weaknesses, and touches on many areas of life such as relationships, finances, career and life goals. Text is by Steve Blake, psychology-oriented astrologer and popular lecturer, and Robert Hand, pioneer in astrological microcomputing and author of four bestselling astrology books. \$30

Sex-O-Scope™

tells you things your astrologer would blush to reveal! John Townley, author of *Planets in Love*, an editor of *Sexology Today*, and a student of all forms of sexual behavior, uncovers your tastes and turn-ons. \$30

for TRS-80* Model I or III, with TRSDOS, 32K RAM, 2 drives Apple II+ with Applesoft, 32K RAM, 1 drive

†TM of Apple, Inc.

*TM of Tandy Corp.

WE TAKE MASTERCARD AND VISA



AGS Software

Box 28, Orleans, Ma. 02653
Telephone 617/255-0510

Outside USA please add \$2.50 shipping charge

TRS-80™* MODEL III DISK

(minimum requirements = 32 K, 1 disk)

BUSINESS:

ACCOUNTS RECEIVABLE & BILLING \$199

500 Customers, Invoices, Statements, Customer List, Payment Posting, Age Analysis, Notice of Overdue Account, Customer Account Display.

GENERAL LEDGER & STATEMENTS \$199

Lot Posting, Detail Transaction List, Chart of Accounts, Income Statement, Balance Sheet, Account Display.

PERSONAL:

TAX PREPARER \$ 69

Form 1040, Schedules A,B, and TC Revised for 1981. Annual Updates Available.

TAX PLANNER \$ 69

To Estimate Your Federal Income Tax Liability In Next Year and Evaluate Alternative Tax Strategies.

COST OF TAX PROGRAMS MAY BE TAX DEDUCTIBLE AND ALLOW YOU TO TAKE DEDUCTIONS AND/OR CREDITS FOR YOUR COMPUTER. INFORMATION SENT WITH EACH TAX PROGRAM ORDER.

FREE COPY OF THE TAX PLANNING PRIMER SENT WITH ALL ORDERS RECEIVED BY THE END OF THIS MONTH.

Send Check or Money Order to:

COMPUTER SYSTEMS AND SERVICES, INC.

762 BEULAH ROAD, PITTSBURGH, PA 15145
CALL (412) 823-2179

PA RESIDENTS ADD 6% SALES TAX

*TRS-80™ IS A TRADEMARK OF TANDY CORPORATION

AT LAST!

Mass production prices for high quality software. Buy direct and save 50%. Also available for CPM and HDOS.

DATA BASE MANAGER Mod I & III \$69, \$149 (48K). Mod-II \$199
Maintain a data base and produce reports, all without user programming. Define file parameters and report formats on-line. Key random access, fast multi-key sort, field arithmetics, audit log, label. No time-consuming overlays. 500 happy users in one year. Mod-II and 48K versions have over 50 enhancements, including 40 fields maximum. "IDM-M2 is great!" - 80-US.

A/R Mod-I \$69 Mod-II \$149 Mod-III \$69
Handles invoices, statements, aging, sales analysis, credit checking, forms input, and order entry. Unlike other accounts receivable programs, ours can be used by doctors, store managers, etc.

WORD PROCESSOR \$49
Centers, justifies, indents, and numbers pages. Mod-I version features upper/lower case without hardware modification! File merge option available.

MAILING LIST Mod I & III \$59, \$79 (48K). Mod-II \$99
The best! Compare and be selective. Includes forms input, 5-digit selection code, zip code extension, sort on any field, and multiple labels. Who else offers a report writer and merges with word processor?

INVENTORY Mod I & III \$89, \$109 (48K) Mod-II \$149
Fast key random access. Reports include order info, performance summary, EOO and user-specified reports. Many people have converted to our system! "Next to impossible to damage the file."

GL. A/R. A/P. PAYROLL Mod-II \$129 each
Integrated accounting package. 100+ page manual. As opposed to Osborne's slow binary search and 64 column screen, we use fast ISAM and 80 columns. Dual disk and TRSDOS required.

L216 \$59
A cassette package of 10 business programs for Level II 16 K systems. Includes word processor and data base manager. Poker game \$19.

Most programs are on-line, interactive, random-access, bug-free, documented, and delivered on disks. Mod-I programs require 32K TRSDOS. We're #1 in business software—don't let our low price fool you! Ask for our free 20-page catalog if you're still not convinced. Compiled versions are available.



MICRO ARCHITECT, INC.
96 Dothan St., Arlington, MA 02174



INCOME TAX...

PERSONAL INCOME TAX INTERVIEW PROGRAM written in BASIC by a tax attorney as he would conduct a personal interview to organize taxpayer's data into Federal income tax categories for 1981 tax returns. Program leads the user through an extensive checklist of personal events which can have income tax consequences, giving numerous examples and explanation of tax law for each YES answer.

Covers events such as marriage, divorce, birth, death, employment, lay-offs, retirement, travel, change of residence, accidents, illness or injuries, business ventures, self-employment, education, investments of money or time, prizes, scholarships, insurance recoveries, tax-exempt income, bad debts, etc., as well as the commonly known income items and deductible expenses.

Program also carries out computations for depreciation schedules, joint vs. separate returns, itemized vs. standard deductions, depreciation vs. tax credits, etc., in order to help make important tax decisions. Includes 1981 Tax law changes, references to related areas such as gift and inheritance taxes, trusts, estates, partnerships, corporations, pension and retirement plans, tax-exempt organizations, etc. Includes booklet of useful IRS tax forms, other tax publications, and toll-free phone number of tax attorney. Available on cassette or diskettes for most popular micros. Price \$49.95

OTHER POS PRODUCTS . . .

- POS-100 NRZ1 Tape Drive Controller/Formatter . . . \$795.00
- POS 800/1600 Universal Tape Drive Controller . . . \$1495.00 (4K/16K buffer, RS-232 or Parallel Ports to CPU)
- POS I/O Conversion Kit for IBM Office Selectric . . . \$150.00
- POS ASCII Printer Interface for IBM I/O Selectric . . . \$249.95
- POS IBM ASCII Selectric Printer (Parallel Interface) . . \$895.00
- GTE IS Model 560 ASCII Selectric I/O Terminal . . . \$995.00
- POS Daisy-Wheel Printer Interface for TRS-80 Model I . \$249.95
- Variable Width FORMS TRACTOR for 15" Selectrics . . \$95.00

PACIFIC OFFICE SYSTEMS

2265 Old Middlefield Way • Mt. View, CA 94043 • (415) 493-7455

A CORRESPONDENCE TIMESAVER

Nadine Willems

This little program is for anyone who resents repetitive chores that keep you from working (playing) at your TRS-80.

The program will print out mailing labels for any envelope that you have to type out frequently during the year. I generally print out 12 of each label, but in some cases I will print out 54 or more. (My labels come in segments of six, single width.) The best results are obtained using a maximum of 4 print lines, and feed 2. With this program I very seldom have to write or type out an envelope!!

Envelopes will look more attractive and personal if you make use of the lower case, and use 12 pitch if you have it. At Christmas, a red ribbon instead of black; use as many personal touches as possible. And of course, you can print out your own return labels.

One word of warning, depending upon your driver, BE SURE THAT FORM FEED IS POKED AT ZERO.

```

5 CLS : X=0 : CLEAR 250 : PRINT          *** Label counter
10 INPUT "HOW MANY LABELS";K
20 INPUT "LOWER CASE ACTIVE";X$:      *** If you have
30 INPUT "NAME";N$                     ' 1/c, USE it
40 INPUT "STREET ADDRESS";A$
50 INPUT "CITY & PROVINCE (NO COMMAS)";C$ *** I'm Canadian
60 INPUT "COUNTRY & POSTAL CODE";P$
    
```

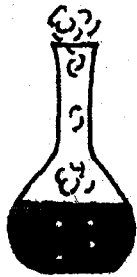
```

70 CLS : PRINT : PRINT "HAVE FIRST LABEL ON LINE 1"
80 PRINT : INPUT "ENTER WHEN READY";X$
90 LPRINT N$ : LPRINT A$ : LPRINT C$
100 IF P$ = "" LPRINT : GOTO 120      *** Keeps 6 lines
110 LPRINT P$
120 LPRINT : LPRINT : X=X+1 :        *** Label to Line 1
130 IF X < K GOTO 90
140 CLS : PRINT : PRINT "ANOTHER SET? Y/N"
150 X$=INKEY$: IF X$ = "" GOTO 150    *** Level 1 INPUT
160 IF X$ = "Y" GOTO 100
170 IF X$ < "Y" AND X$ < "N" GOTO 140
180 END
    
```

The above program could be easily expanded to maintain a Data File. It would depend on the number of names required. I find it is simpler to type out a list and keep it near my computer.

PENCIL can be used, but I prefer the BASIC for printing out multiple copies. I do use PENCIL for my Christmas Card list—once it's done, it's done, except for a few alterations each year.

Nadine Willems
Bonabec Acres
R. R. 4 Barrie, Ontario
Canada L4M 4S6



POTIONS

24 Exciting Programs for only \$2.50 each.


Subscribe now to **SOFTWARE POTIONS** and you can look forward to receiving a cassette with 4 superb fast action machine code programs every other month for the next year.

Subscription (6 issues)..... US \$59.95
Sample issue..... US \$18.95

Requires Level II, 16K RAM min. Payment by cheque or money order.
Allow 4-6 weeks for delivery.

SOFTWARE MAGIC

Box 2184, Bramalea Postal Stn.
Bramalea, ONTARIO, Canada L6T 3S4.
Tel. (416) 451-9452.



"HE'S DOING HIS HOMEWORK - I JUST HEARD HIM MENTION THE NEW DIVISION!"

For Privacy Act Notice, see page 3 of Instructions For the year January 1–December 31, 1979, or other tax year beginning

Use IRS label. Otherwise, please print or type.	Your first name and initial (if joint return, also give spouse's name and initial)	Last name	Your social security number
	Present home address (Number and street, including apartment number, or rural route)		Spouse's social security no.
	City, town or post office, State and ZIP code		Your occupation
			Spouse's occupation

Presidential Election Campaign Fund

Do you want \$1 to go to this fund? Yes No

If joint return, does your spouse want \$1 to go to this fund? Yes No

Note: Checking "Yes" will not increase your tax or reduce your refund.

••• EVERYTHING FOR YOUR TRS-80™ •••
 TRS-80 is a trademark of the Radio Shack Division of Tandy Corporation

1981 INCOME TAX PAC

Completely Revised ★ Latest Tax Tables ★ Fully Tested ★ Complete Manual and Documentation
 ★ ★ The New Version Of The Income Tax Pacs Are Full Of Error Catching Codes ★ ★
 ★ ★ Making It Impossible To Make An Error ★ ★
 — Follow The Simple Step By Step Procedure That Makes Tax Preparation Simple —

- FORM 1040 (LONG FORM)
- FORM 1040A (SHORT FORM)
- FORM 2106 EMPLOYEE BUSINESS EXPENSE
- FORM 2210 UNDERPAYMENT OF ESTIMATED TAX BY INDIVIDUALS
- FORM 2440 DISABILITY INCOME EXCLUSION
- FORM 2441 CREDIT FOR CHILD AND DEPENDENT CARE EXPENSES
- FORM 3903 MOVING EXPENSE ADJUSTMENT
- FORM 4797 SUPPLEMENTAL SCHEDULE OF GAINS AND LOSSES

★ ★ PROFESSIONAL ★ ★
INCOME TAX PAC C

- SCHEDULE A ITEMIZED DEDUCTIONS
- SCHEDULE B INTEREST AND DIVIDENDS
- SCHEDULE C PROFIT (OR LOSS) FROM BUSINESS OR PROFESSION
- SCHEDULE D CAPITAL GAINS AND LOSSES
- SCHEDULE E SUPPLEMENTAL INCOME SCHEDULE
- SCHEDULE F - FARM INCOME AND EXPENSES
- SCHEDULE G INCOME AVERAGING
- SCHEDULES R & RP-CREDIT FOR THE ELDERLY

**FOR MODEL I and MODEL III (32K)
 or MODEL II (64K)
 WITH 1 OR MORE
 DISK DRIVES**

- SCHEDULE SE-COMPUTATION OF SOCIAL SECURITY SELF-EMPLOYMENT TAX
- SCHEDULE TC TAX COMPUTATION
- OUTPUT TO VIDEO OR LINE PRINTER
- FORMATS FOR TRACTOR FEED OR INDIVIDUAL FORM FEED PRINTERS
- AUTOMATIC MEMORY STORAGE FOR INCOME TAX PREPARERS
- INSTANT LINE CHANGE
- BUILT IN ERROR CHECKING

ALL SPECIFICATIONS SUBJECT TO CHANGE

COMPUTRONICS
 MATHEMATICAL APPLICATIONS SERVICE™
 50 N. PASCACK ROAD
 SPRING VALLEY, NEW YORK 10977

**NEW TOLL-FREE
 ORDER LINE
 (OUTSIDE OF N.Y. STATE)
 (800) 431-2818**

★ A COMPLETE LINE OF ★
PLASTIC OVERLAYS
 — and —
TRACTOR FEED FORMS
AVAILABLE

PLEASE SEND ME:

- PROFESSIONAL INCOME TAX PAC C \$99.95
- MODEL II PROFESSIONAL INCOME TAX PAC C \$199.95

- ★ All orders processed within 24-Hours
- ★ 30-Day money back guarantee on all Software
- ★ Add \$3.00 for shipping in UPS Areas
- ★ Add \$4.00 for C.O.D. or NON-UPS Areas within U.S.A.
- ★ Add \$5.00 to Canada and Mexico
- ★ Add proper postage outside of U.S., Canada and Mexico

CREDIT CARD NUMBER _____ EXP. DATE _____

SIGNATURE _____

NAME _____

STREET _____

CITY _____ STATE _____ ZIP _____



**24 HOUR
 ORDER
 LINE**



(914) 425-1535


H & E COMPUTRONICS I N C.

● ● EVERYTHING FOR YOUR TRS-80™ MODEL I, II or III ● ●
APPLE AND ALL COMPUTERS USING MICROSOFT BASIC


* TRS-80 is a trademark of Tandy Corp.

- All orders processed within 24 Hours
- 30-Day money back guarantee
- Add \$3.00 for shipping in UPS Areas
- Add \$4.00 for C.O.D. or NON-UPS Areas
- Add \$5.00 to Canada or Mexico
- Add exact postage to all other countries

BUSINESS/80 presents



PROFESSIONAL BUSINESS SYSTEMS



PBS for TRS-80 MODEL I, II or TRS-80 MODEL III with 2 Disk Drives and 48K (64K for Model II)

- ★ Each Module Can Be Operated Individually Or As A Completely Coordinated System.
- ★ Turn-Key Error Catching Operation For Beginners.
- ★ Each Module Is Accompanied By More Than 100 Pages Of Step-By-Step Documentation.
- ★ Manuals Available Separately. (\$50 each) ★ Complete Sample Report Listings (\$10)

\$195 (Model I or Model III TRSDOS Version)
\$250 Apple Version (From Peachtree - Requires CP/M)
\$295 (Model II TRSDOS Version)
\$495 (Model II Peachtree CP/M Version)

NESS/80 * BUSINESS/80 * BUSINESS/80 * BUSINESS/80 * BUSINESS/80 * BUSINESS/80 * BUSINESS/80 * BUSINESS/80 * BUSINESS/80 * BUSINESS/80 * BUSINESS/80 * BUSINESS/80

GENERAL LEDGER

Processes

- ★ Flexible design allows system to be easily adapted to both small businesses and also to firms performing client writeup services.
- ★ Add, change or delete records within the Chart of Accounts (Master) File.
- ★ List the Chart of Accounts File.
- ★ Key in transactions into the Transactions (Journal Entries) File.
- ★ List the Transactions File.
- ★ If other Peachtree Software packages are present, pass summary transactions from these packages to the General Ledger at the end of the accounting period.
- ★ At the end of an accounting period, print out the major reports:
 - (1) Trial Balance (Detail Report)
 - (2) Transaction Registers
 - (3) Balance Sheet
 - (4) Prior Year Comparative Balance Sheet
 - (5) Income Statement
 - (6) Prior Year Comparative Income Statement
 - (7) Department Income Statements

File Information

There are two main computer files maintained within the General Ledger system.

- (1) The of Accounts File
 - Account Number
 - Description
 - Account Type
 - Balance Sheet Column Code
 - Current Amount
 - Year-To-Date Amount
 - Budget Amount
 - Prior Year Monthly Amounts
- (2) The Transactions File
 - Account Number
 - Description
 - Source Code
 - Reference
 - Date
 - Amount

ACCOUNTS RECEIVABLE

Processes

- ★ Add, change or delete records within the Customer File.
- ★ List the entire Customer File, or any Customer within the File.
- ★ Enter invoices, payments, credits and adjustments.
- ★ Prepare invoices and statements.
- ★ Produce the following reports:
 - (1) Aged Accounts Receivable
 - (2) Invoice Register
 - (3) Payment, Credit and Adjustment Register
 - (4) Customer Account Status Report
- ★ At the end of a month, post the following items to the General Ledger:
 - (1) Invoiced Sales
 - (2) Freight Charges
 - (3) Sales Tax
 - (4) Service Charge Income
 - (5) Cash Payments
 - (6) Discounts Allowed
 - (7) Returns/Credits
 - (8) Income Adjustments
 - (9) Accounts Receivable

File Information

There are three main computer files maintained within the Accounts Receivable System, the Customer File, the Invoice File, and the Transaction File.

CUSTOMER FILE

Customer Account Number
 Customer Name
 Address
 Phone
 Type of Account
 Credit Terms
 Credit Limit
 Tax Rate
 Discount Rate
 Date of Last Credit
 Date of Last Debit
 Amount of Last Credit
 Amount of Last Debit
 Current Balance
 High Balance
 Year-To-Date Sales
 Year-To-Date Payments
 Automatic Billing Amount

INVOICE FILE

Invoice Number
 Invoice Date
 Invoice Amount
 Credit Terms

TRANSACTION FILE

Transaction Type
 Transaction Date
 Transaction Amount

ACCOUNTS PAYABLE

Processes

- ★ Add, change or delete records within the Vendor File.
- ★ List the Vendor File.
- ★ Enter vouchers.
- ★ Automatically determine which vouchers to pay.
- ★ Print checks and a Check Register.
- ★ Produce the following reports:
 - (1) Open Voucher Report.
 - (2) Accounts Payable Ageing Report.
 - (3) Cash Requirements.
- ★ At the end of a month, prepare the General Ledger Transfer File, passing the following information for each debit or credit transaction:
 - (1) Account Number
 - (2) Description
 - (3) Source Code
 - (4) Date
 - (5) Amount

File Information

There are two main computer files maintained within the Accounts Payable System, the Vendor File and the Voucher File.

VENDOR FILE

Vendor Code
Vendor Name
Address
Phone
Year-To-Date Purchases
Year-To-Date Payments
Current Balance
Last Payment
Date of Last Payment
Monthly Entry Flag
Due Date of Month
Debit Account Number
Amount (Debit)
Month Last Paid

This file may also contain information to enable generation of automatic vouchers for those items such as rent or bank payments that are paid every month.

VOUCHER FILE

Voucher Code
Voucher Date
Amount Due
Date Due
Discount Percent
Discount Amount
Discount Date
Invoice Number
Invoice Date
Status

Plus up to six account number-amount fields for General Ledger account numbers to which the amount due is to be distributed.

PAYROLL

Processes

- ★ Add, change or delete records within the Employee File.
 - ★ List the Employee File.
 - ★ Modify the Tax Information Files.
 - ★ At the end of a pay period -
 - (1) Calculate Pay
 - (2) Print Checks
 - (3) Print Payroll Register
 - ★ At the end of a month -
 - (1) Print the monthly summary
 - (2) Print the Unemployment Tax Report
 - (3) Prepare the General Ledger Transfer File, passing the following information:
 - Net Pay (Cash)
 - Employee FICA Withheld
 - Federal Tax Withheld
 - Insurance Deductions
 - Miscellaneous Deductions
 - State Tax Withheld
 - Local Tax Withheld
- The gross pay for up to twenty payroll departments may also be passed to the General Ledger.
- ★ At the end of a quarter, print the 941A report information.
 - ★ At the end of a year, print the W-2 forms.

File Information

There are two main computer files maintained within the Payroll System, the Employee Master File and the Tax File.

EMPLOYEE MASTER FILE

Name
Address
Local Code
State Code
Marital Status
Exemptions, Federal
Exemptions, State
Social Security Number
Pay Period
Pay Type
Pay Rate
Insurance Deduction
Miscellaneous Deduction
Date Employed
Date Terminated
Last Check Information

Payroll (con't)

And current, month-to-date, quarter-to-date and year-to-date totals for:
Regular Earnings
Overtime Hours/Earnings
Other Hours Rate/Earnings
Commission Earnings
Miscellaneous Income
FICA Deductions
Federal Deductions
State Deductions
Local Deductions
Insurance Deductions
Miscellaneous Deductions

TAX FILE

(for single and married persons)
Federal Tax Information Tables
State Tax Information Tables
Local Withholding Tax Information Tables

An Overview of the Inventory System

Inventory is probably the most speculative of all of a company's assets. A true measure of the effectiveness of management is the ability with which it supervises the inventory control function.

The Peachtree Software™ Inventory Management System is designed to (1) give you better merchandise control, (2) allow you to lower your dollar investment in inventory, and (3) improve customer service and response.

The System maintains detailed information on each inventory item including the part number, description, unit of measure, vendor and reorder data, item activity, and complete information on current item costs, pricing, and sales. Transactions effecting inventory (sales, receipts, adjustments) may be applied at any time to insure the inventory data is always up to date and accurate.

As with all Peachtree products, the system is interactive, simple to operate, and provides reports that are up to date and comprehensive.

Particular features of the Peachtree Software™ Inventory Management System include:

- Interactive, menu-driven programs
- Self-instructing user documentation
- Long item number - up to 15 characters
- Departmentalizing of items
- Multiple pricing levels
- Processes items on reserve (committed but still in stock)
- Online item query at any time
- Comprehensive management reporting
- Automatic month end file backup
- Recovery routines for hardware failures
- Sample data for demonstration and training

How the System is Designed

The Inventory Management System operates with an **Inventory Master File** which allows for the creation of each inventory item and for the recording of transactions (sales, receipts, returns, reserves, and adjustments) to each inventory item.

The Inventory Master File contains the item number, description and various other data on item costs, prices, reorder levels, vendor reference, and activity. The items within the Master File are entered, changed, deleted, and queried through the **Inventory Master File Maintenance** program. All data on all items may be listed by using the **Detail Inventory Report** program.

Transactions may be applied at any time to the Master File through the **Enter Inventory Transactions** program. An **Update Report** automatically prints during this entry process to provide an audit trail of all inventory activity.

Several reports are available for the maintaining of stock, analysis, and forecasting. These reports include the **Physical Inventory Worksheet**, **Inventory Price List**, **Departmental Summary Report**, **Inventory Status Report**, the **Reorder Report** and the **Period-to-Date** and **Year-to-Date** reports.

At the end of an accounting period (usually a month), and then again at the end of a year, the **End of Period Processing** program is run to update current balances and clear previous balances.

COMPUTRONICS

50 N. PASCACK ROAD
SPRING VALLEY, NEW YORK 10977



24 HOUR
ORDER
LINE



(914) 425-1535

NEW TOLL-FREE
ORDER LINE
(OUTSIDE OF N.Y. STATE)
(800) 431-2818

MS

MANAGEMENT SYSTEMS SOFTWARE

Business Programs

	TRS-80	
	Model III	Model II
Proforma Cash-Budget	\$125	\$175
Proforma Income and Balance Sheet	125	175
Lease-Purchase Decision	100	150
Business Analysis Package (12 individual programs)	100	150
Procurement	100	150

Educational Programs


College Enrollment Projection	100	150
Gradebook	50	100

All programs on disk with extensive documentation. Send for a brochure which fully describes the programs.

MANAGEMENT SYSTEMS SOFTWARE, INC.

5200 Brittany Drive #1006
St. Petersburg, Florida 33715
Phone (813) 864-4347

GO PIGGYBACK!



CENTRONICS

ADD lowercase with our PLUG-IN piggyback board!

9WX7H Dot Matrix \$135

5WX7H Dot Matrix \$ 95

TWO complete character sets on board:

96 character ASCII **PLUS** choice of
128 character APL, TRS-80/H-19 Graphics or
Scientific. (Customer defined: add \$50/set).

Most printers convertible: specify logic board #



SYDNEY SEZ:
Shop Comparatively!

DSE Digital Systems Engineering

12503 King's Lake Drive, Reston VA 22091 (703) 620-2994

ALSO AVAILABLE: New Centronics and Integral Data Systems printers at 15-20% below list; also, used printers of several makes. **Call for information!**

MasterCard, VISA, Check, MO, PO

All products warranted 90 days

ADVERTISING DIRECTORY

Adventure International	Cover 4
Alpha Byte Stores	Cover 3
Alpha Product Co.	5
American Software Club	11
Apparat, Inc.	3
Aspen Software Co.	29
Astro Graphics Services	63
AT-80	38
BT Enterprises	34-35
Bytes and Pieces	57
C & S Electronics Ltd.	60
Compass Systems, Inc.	19
Computech	45
Computer Applications Unlimited	41
Computer Plus	10
Computer Shopper	51
Computer Services and Systems, Inc.	63
Computer Trader	10
Cornucopia Software	17
Cosmopolitan Electronics Corp.	53
Digital Systems Engineering	68
Electronic Specialists	59
Electronic Time Service Center	6
Eltech Associates	61
Galactic Software	21
Allen Gelder Software	59
Hack's	37
H & E Computronics	Cover 2
H & E Computronics	27, 31, 65-67
Holmes Engineering	57
Kalglo Electronocs	61
Kengore Corp.	4
Keyline Corp.	57
Thomas V. Lenz	57
Management Systems Software	68
Micro Architech	63
Micro Compatible	9
Micro Systems Software	13
Midwest Data Systems	62
Nanos Systems Corp.	6
NDM Designs	62
Options-80	10
Pacific Office Systems	63
Pocket Computer Newsletter	61
Precision Prototypes	25
Prosoft	59
P80 Nut Software	8
Quality Software	23
See-Thru Enterprises	7
68 Micro Journal	59
Small Business Systems Group	40
Soft Sector Marketing	15
Software Magic	64
Spectral Associates	43
Speedway Electronics	39
Sun Technology	55
Superior Software	61
Van Horn Office Supply	58
Virginia Micro Systems	62

Compare our prices with any in the magazine.

We win.

16 K RAM KITS

NEC 4116 200 ns	1795
DIP SHUNTS (FOR KEYBOARD MEM UPGRADE)	4.00

TRS-80 MOD I HARDWARE

PERCOM DATA SEPARATOR	27.00
PERCOM DOUBLER	159.00
DOUBLE ZAP II/80 (CONVERTS ND/80 TO D.D.)	45.95
MPI 40 TRACK DISK DRIVE (B-51)	299.00
SHUGART 40 TRACK DISK DRIVE (400L)	299.00
MPI 80 TRACK DISK DRIVE (B-91)	429.00
TANDON 80 TRACK DISK DRIVE	429.00
TANDON 40 TRACK DISK DRIVE	299.00
LNW DOUBLER WITH DOSPLUS 3.3D	159.00
PERCOM SPEAK-2ME-2	64.95

TRS-80 SOFTWARE

LAZY WRITER MOD I	125.00
PROSOFT MOD I, III	79.00
SPECIAL DELIVERY (MAIL LIST PROG) MOD I, III	119.00
X-TRA SPECIAL DELIVERY (MAIL LIST PROG)	199.00
TRACKCESS MOD I	24.95
OMNITERM SMART TERMINAL PKG MOD I, III	89.95

PRINTERS

ANADEX DP 9000	1195.00
ANADEX DP 9001	1195.00
ANADEX DP 9500	1295.00
ANADEX DP 9501	1295.00
CENTRONICS 739	765.00
C-ITOH 25 CPS PARALLEL	1440.00
C-ITOH 25 CPS SERIAL	1495.00
C-ITOH 45 CPS PARALLEL	1770.00
C-ITOH 40 CPS SERIAL	1870.00
C-ITOH TRACTOR OPTION	175.00
EPSON MX-80	\$CALL
EPSON MX-80 F/T	\$CALL
EPSON MX-100 F/T	\$CALL
IDS-445G PAPER TIGER	795.00
IDS-460G PAPER TIGER	1149.00
IDS-560G PAPER TIGER	1495.00
INFOSCRIBE 500 9X9: 150 CPS (TI-810 REPLACEMENT)	1495.00
MALIBU 200 DUAL MODE	2995.00
NEC SPINWRITER 5510 SERIAL RO	2595.00
NEC SPINWRITER 5530 PARALLEL RO	2595.00
NEC SPINWRITER 5500 D SELSUM OPTION	2795.00
NEC SPINWRITER 3500 SELSUM OPTION	2195.00
OKIDATA MICROLINE 80	399.00
OKIDATA MICROLINE 82	599.00
OKIDATA MICROLINE 83	795.00

MODEMS

NOVATION CAT ACOUSTIC MODEM	145.00
NOVATION D-CAT DIRECT CONNECT MODEM	155.00
NOVATION AUTO-CAT AUTO ANSWER MODEM	229.00
UDS 103LP DIRECT CONNECT MODEM	175.00
LEXICON LX-11 MODEM	115.00

DISKETTES

MD 525-01.10.16	26.50
MD 550-01.10.16	44.50
MD 577-01.10.16	34.80
MD 557-01.10.16	45.60
FD 32 OR.34-8000	45.60

DISKETTE STORAGE

5 1/4" PLASTIC LIBRARY CASE	2.50
8" PLASTIC LIBRARY CASE	3.50
PLASTIC STORAGE BINDER WITH INSERTS	9.95
PROTECTOR 5 1/4"	24.95
PROTECTOR 8"	29.95

CP/M SOFTWARE

MICROSOFT BASIC-80	299.00
MICROSOFT BASIC COMPILER	319.00
MICROSOFT FORTRAN-80	399.00
PEACHTREE SYSTEMS	CALL
MAGIC WAND (REQUIRES CP/M)	275.00
WORD STAR (REQUIRES CP/M)	310.00
MAILMERGE (REQUIRES WORD STAR)	100.00
SPELLGUARD	239.00
CP/M PICKLES & TROUT FOR TRS-80 MOD II	175.00

CORVUS

TRS-80 MOD I, II

Controller, Case/P.S., Operating System, A&T

5 Megabytes	3095.00
10 Megabytes	4495.00
20 Megabytes	5395.00
MIRROR BACK-UP	700.00

SPECIALS

NO. 1 - TRS-80 DISK & OTHER MYSTERIES/BOX OF DISKS/PLASTIC LIBRARY CASE	44.50
NO. 3 - NEWDOS/80 2.0/BOX OF DISKS/PLASTIC LIBRARY CASE	149.00
NO. 4 - MICROSOFT BASIC COMPILER/BOX OF DISKS/PLASTIC LIBRARY CASE	190.00
NO. 5 - MICROSOFT BASIC D & OTHER MYSTERIES/ BOX OF DISKS/PLASTIC LIBRARY CASE	49.95
NO. 6 - DOUBLE DENSITY SPECIAL NEWDOS/ 80 DOUBLE ZAP II, BOX OF DISKS, PLASTIC LIBRARY CASE	309.00
TANDON 40 TRACK WITH NEWDOS +	320.00

SUPPLIES

AVERY TABULABLES

1,000 3-1/2 x 15/16	8.49
3,000 3-1/2 x 15/16	14.95
5,000 3-1/2 x 15/16	19.95

UARCO PAPER (Prices F.O.B. S.P.)

9-1/2 x 11 18 lb white	29.00
14-7/8 x 11 18 lb white	39.00

We stock a complete line of computer covers, printer ribbons, print wheels & NEC thumbles. Call us for your needs.

We built a reputation on our prices and your satisfaction.

We guarantee everything we sell for 30 days. If anything is wrong, just return the item and we'll make it right. And, of course, we'll pay the shipping charges.

We accept Visa and Master Card on all orders. COD accepted up to \$300.00. We also accept school purchase orders.

Please add \$2.00 for standard UPS shipping and handling on orders under 50 pounds, delivered in the continental U.S. Call us for shipping charges on items that weigh more than 50 pounds. Foreign, FPO and APO orders please add 15% for shipping. California residents add 6% sales tax.

Alpha Byte STORES

(213) 883-8594

31245 La Baya Drive, Westlake Village, California 91362

COMPUTRONICS
MATHEMATICAL APPLICATIONS SERVICE

50 N. PASCACK ROAD
SPRING VALLEY, NEW YORK 10977

U.S. POSTAGE
STANDARD
BULK RATE
Permit #58
New City, N.Y. 10956

FORWARDING POSTAGE GUARANTEED
RETURN POSTAGE GUARANTEED

STONE of Sisyphus

INCLUDES 2 JAM PACKED DISKS OF DATA BUT
WILL WORK ON YOUR 1 DRIVE MICROCOMPUTER!

AVAILABLE ON DISK ONLY FOR:

TRS-80 MODEL 1 32K	012-0100	\$29.95
TRS-80 MODEL 3 48K	012-0100	\$29.95
Apple 2 Applesoft in ROM	042-0100	\$29.95
ATARI 40K	052-0100	\$34.95

 **Adventure**
INTERNATIONAL

A DIVISION OF SCOTT ADAMS, INC.
BOX 3435, LONGWOOD, FL 32750
(305) 862-6917

ORDER FROM YOUR FAVORITE DEALER
or CALL TOLL FREE (800) 327-7172

SHIPPING & HANDLING ARE EXTRA. PRICES SUBJECT TO CHANGE WITHOUT NOTICE

We want to take you on a journey — a journey into an age undreamed of when a man's worth was measured by his courage and his cunning. With **STONE OF SISYPHUS**, we have re-created the wonderment of that ancient era. The **Maces & Magic Series** allows you to interact with the adventure on an intensely personal level. You create your own character, giving him (or her) the attributes of strength, IQ, constitution, dexterity and charisma. You then arm and prepare your creation for the challenges ahead. Amazingly, your character will evolve and grow as the journey progresses. Prepare yourself — breathe deeply, and step into the enchantment of the **STONE OF SISYPHUS** and the **Maces & Magic Series**.

ART COPYRIGHT
1981 RAYMOND BAYLESS